


QuietFLEX®

ROLL-UP MAT

Babcock-Davis' QuietFLEX roll-up mat is constructed of LDPE hinges to reduce traffic noise. The lightweight aluminum rails make this mat easy to roll back for routine maintenance.



Dual tread rugged scrub and serrated aluminum shown

FEATURES

DESIGNED TO BE QUIET Lightweight rails, LDPE hinges and a wide range of tread insert options make this an ideal mat for any interior entry with light to medium traffic.

ROLL BACK FOR EASY CLEANING Proper maintenance extends the life of your entry system. Regular vacuuming is necessary for all 3/8 inch deep mats.

DUAL TREADS FOR DUAL PURPOSE Now offering the design flexibility to mix and match treads. Simply select treads for absorption, scraping or slip resistance.

ZONES
1 - 3

DETAILS

MATERIAL Aluminum

DEPTH 3/8 inch

TREAD SPACING 2 inches on center

TREAD OPTIONS Single or Dual

FRAMES Level Bed or Surface Mount

ROLLING LOAD 300 lbs/wheel

MAT

MODEL	TREAD	FUNCTION	DEPTH	TRAFFIC
BMQ38P	Premium Carpet	Absorbent & Scraping	3/8"	Light
BMQ38R	Rugged Scrub	Scraping	3/8"	Light
BMQ38V	Vinyl	Scraping	3/8"	Light
BMQ38U	Ribbed Rubber	Scraping	3/8"	Light
BMQ38E	EcoTread	Slip Resistant	3/8"	Light
BMQ38G	Vinyl Abrasive	Slip Resistant	3/8"	Light
BMQ38A	Serrated Aluminum	Scraping	3/8"	Light
BMQ38B	Brush	Scraping	3/8"	Light

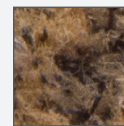
FRAME

MODEL	MOUNTING	MATERIAL	PROFILE	DEPTH
BFQ38LBC	Level Bed, Cast-In	Aluminum	1/2"	1-3/8"
BFQ38SAM	Surface Mount, Mech. Fastened	Aluminum	1-5/8"	3/8"
BFQ38SV	Surface Mount, Mat Attached	Vinyl	1-5/8"	3/8"
BFQ38LBM	Level Bed, Mech. Fastened	Aluminum	1/8"	7/16"


TREAD INSERTS




Premium Carpet



Rugged Scrub®




Vinyl




Ribbed Rubber



EcoTread™



Vinyl Abrasive Insert

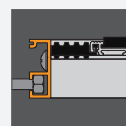


Serrated Aluminum



Brush

FRAMES



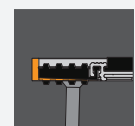
Level Bed, Cast-In



Surface Mount, Mech. Fastened



Surface, Mat Attached



Level Bed, Mech. Fastened