


eleGRIL®

STAINLESS STEEL GRILLE WITH CARPET

Get the best of both worlds with Babcock-Davis' beautiful eleGRIL stainless steel grille and added absorbency of premium carpet inserts.



FEATURES

DUAL PURPOSE ABSORBS MOISTURE Absorb moisture with Premium Carpet inserts and scrape off debris with stainless steel treads.

WELDED V WIRE CONSTRUCTION All eleGRIL grilles are electronically welded to ensure strength and durability.

GREAT SCRAPING ABILITY The grille treads scrape off debris from foot wear, the particles drop through the rails and are captured beneath.

ZONES
1 + 2

DETAILS

MATERIAL Stainless Steel, Type 304 or 316

DEPTH 3/8 inch or 5/8 inch

TREAD SPACING 4-1/2 inches on center

TREAD .093 inch welded "v" wire

TREAD INSERT Premium Carpet or Rugged Scrub®

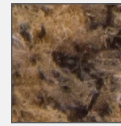
FRAMES Level Bed or Surface Mount

ROLLING LOAD 1000 lbs/wheel

TREAD INSERTS

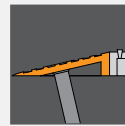


Premium Carpet

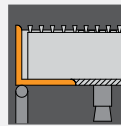


Rugged Scrub®

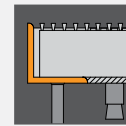
FRAMES



Surface



Level Bed,
Cast-In



Level Bed,
Mech. Fastened

GRILLE

MODEL	TREAD	FUNCTION	DEPTH	TRAFFIC
BGE38P	Premium Carpet	Absorbent & Scraping	3/8"	Low
BGE38R	Rugged Scrub	Scraping	3/8"	Low
BGE58P	Premium Carpet	Absorbent & Scraping	5/8"	Medium
BGE58R	Rugged Scrub	Scraping	5/8"	Medium

FRAME

MODEL	MOUNTING	MATERIAL	PROFILE	DEPTH
BFE38SAM	Surface, Mech. Fastened	Aluminum	1-5/8"	15/32"
BFE38LBC	Level Bed, Cast-In	Stainless Steel	1/8"	9/16"
BFE38LBM	Level Bed, Mech. Fastened	Stainless Steel	1/8"	9/16"
BFE58LBC	Level Bed, Cast-In	Stainless Steel	1/8"	3/4"
BFE58LBM	Level Bed, Mech. Fastened	Stainless Steel	1/8"	3/4"