

# Drainable

## FLOOR DOOR, 300PSF

The Drainable Floor Door is intended for standard-duty exterior or high moisture areas where liquid flow is required. The frame is constructed with a gutter channel for runoff into a drainage system and includes an EPDM gasket.

### FEATURES

**LARGEST CLEAR OPENING** The components are engineered with a maximum clear opening.

**LIGHTER WEIGHT** The streamlined design utilizes the spring housing as a door stiffener, resulting in lighter covers.



### DETAILS

**LOAD** 300 psf live load

#### MATERIAL

- Aluminum: 1/4 inch, mill finish, gray primer on exterior frame (*for cast-in only*)
- Steel: 3/16 inch, gray primer
- Stainless Steel: 3/16 inch, Type 304 or Type 316, bead blasted

**COVER** Diamond tread plate

**FRAME** Drainable gutter frame with integral 1 inch anchor flange, EPDM gasket and 1-1/2 inch drain coupling

**INSTALLATION** Cast In or Bolt-In

**SPRING** Enclosed coil, Type 17-7 Stainless Steel

**HINGES** Heavy duty Type 316 Stainless Steel

**HOLD OPEN ARM** Type 316 Stainless Steel automatic hold open arm locks cover in open position

**LATCH** Slam latch Type 316 Stainless Steel with inside lever handle, includes removable threaded plug and key

**OPTIONS** Padlock Hasps, Locks, Finishes, Safety Grates, Safety Nets, Safety Rails, Skirting

### MATERIALS



Aluminum

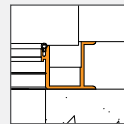


Primed Steel

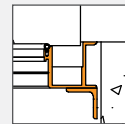


Stainless Steel

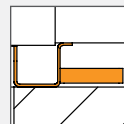
### FRAME



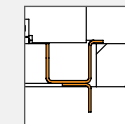
Gutter Frame  
Cast-in Aluminum



Gutter Frame  
Bolt-in Aluminum



Gutter Frame  
Cast-in Steel or  
Stainless Steel



Gutter Frame  
Bolt-in Steel or  
Stainless Steel

### ORDER GUIDE

MODEL	MATERIAL	WIDTH	X	LENGTH	COVER	INSTALL
<b>BFDDP</b>			<b>X</b>			—
	<b>A</b> 1/4" Aluminum	<b>Standard Sizes (W x L)</b>		<b>S</b> Single Door	<b>D</b> Double Door	<b>FL</b> Aluminum
	<b>P</b> 3/16" Steel	Single Door	Double Door			<b>WL</b> Steel or Stainless Steel
	<b>S</b> 3/16" Stainless Steel, Type 304	24" x 24"	48" x 48"			
	<b>V</b> 3/16" Stainless Steel, Type 316	30" x 36"	48" x 72"			
		36" x 36"	60" x 60"			
		42" x 42"				
		48" x 48"				

Additional sizes available, call for more information.