

SECTION A-A

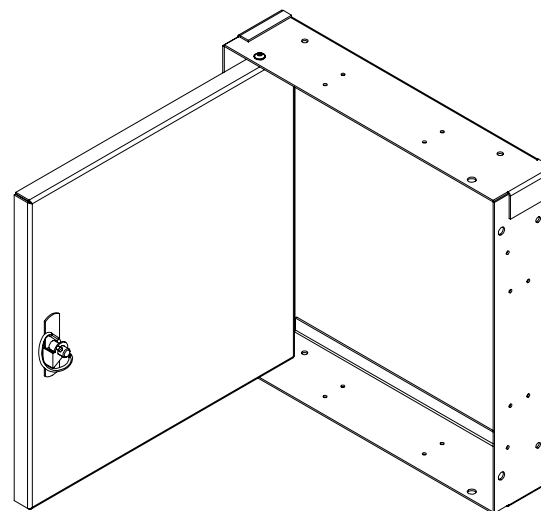
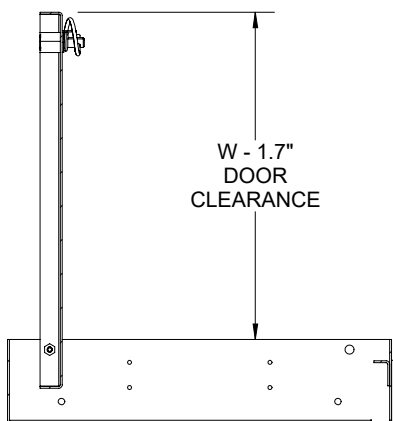
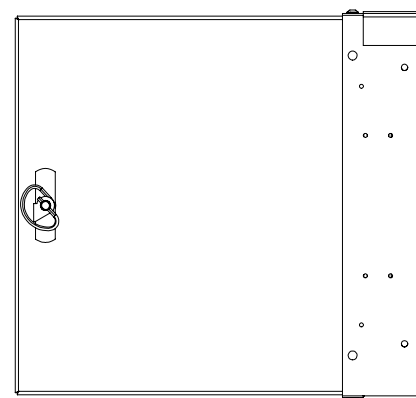
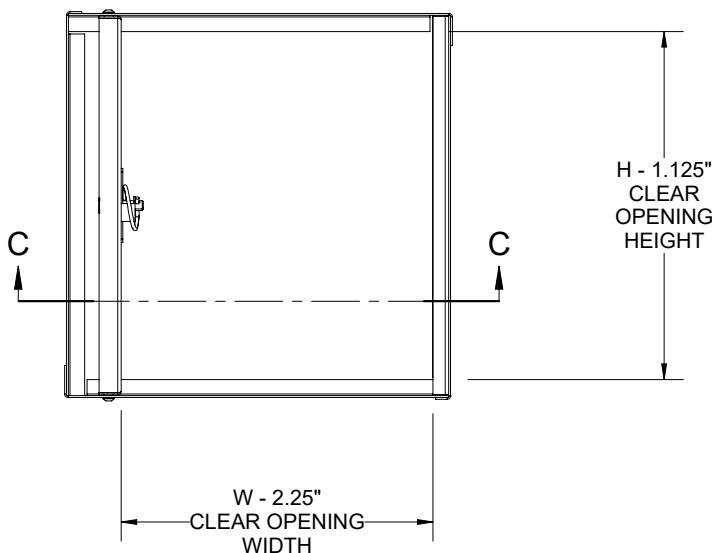
SECTION B-B

ROUGH OPENING: $W + 0.25" \times H + 0.25"$
CLEAR OPENING: $W - 2.25" \times H - 1.125"$
DEGREE OF OPENING: 100°
CAM QTY: NA Latch Side
 NA Top/Bottom Side

NOTES:

- ① **FRAME:** Cold Rolled Steel 16 ga, Drywall Bead
- ② **DOOR:** Cold Rolled Steel, 16 ga
- ③ **FINISH:** White Powder Coat
- ④ **HINGE:** Concealed Pin Hinge
- ⑤ **LATCH:** Screwdriver Cam

PROJECT:					
ARCHITECT:					
CONTRACTOR:					
QTY:					
PART#:		BRAC_			
 9300 73rd Avenue North Minneapolis, MN 55428		TITLE: Access Door, Non-rated, W x H CRS, Recess Dr, No Flg			
		NAME	DATE	SIZE	DWG. NO.
DRAWN			A	BRA ShpDr	-
RELEASED			WEIGHT: VARIES	SHEET 1 OF 2	



			TITLE: Access Door, Non-rated, W x H CRS, Recess Dr, No Flg		
9300 73rd Avenue North Minneapolis, MN 55428			SIZE	DWG. NO.	REV
DRAWN	NAME	DATE	A	BRA ShpDr	-
RELEASED			WEIGHT: Varies	SHEET 2 OF 2	