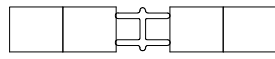
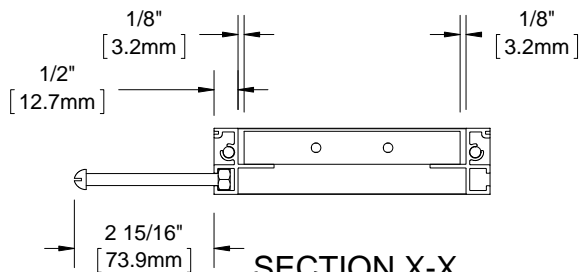
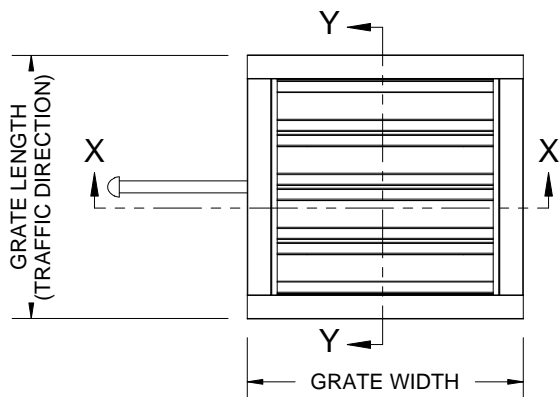


BGV34C

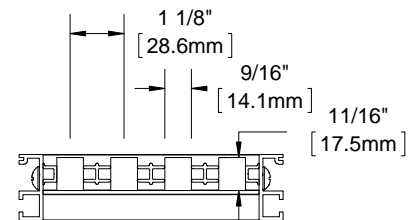


BGV34CC

QTY	MODEL	WIDTH	LENGTH	FINISH	LOCATION

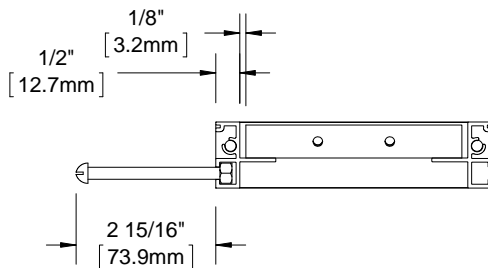
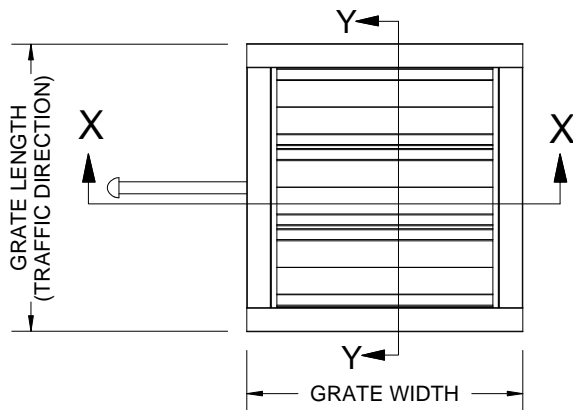


SECTION X-X
SCALE 1 : 4

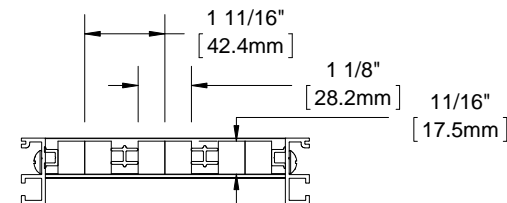


SECTION Y-Y
SCALE 1 : 4

SINGLE TREAD



SECTION X-X
SCALE 1 : 4



SECTION Y-Y
SCALE 1 : 4

DOUBLE TREAD

- NOTES:**
- STANDARD MAXIMUM SECTION SIZE OF GRATE WIDTH NOT TO EXCEED 10'-0"
 - FRAME ANCHOR SPACING: 6" FROM CORNERS, 24" MAX
 - VERIFY TRAFFIC DIRECTION
 - ALL RAIL COMPONENTS ARE MADE OF 6063-T6 ALUMINUM ALLOY, ALL FRAME COMPONENTS ARE MADE OF 6063-T5 ALUMINUM ALLOY
 - TREAD RAILS MUST RUN PERPENDICULAR TO TRAFFIC DIRECTION
 - GRATE DIMENSION ALLOWS FOR CLEARANCE BETWEEN GRATE SECTIONS AND FRAMES IN THE WIDTH DIMENSION
 - ADDITIONAL INFORMATION CAN BE FOUND IN THE PRODUCT SPECIFICATION AND IS CONSIDERED PART OF THIS TRANSMITTAL.
 - FRAME MODEL NUMBER: BFV34LBC

PROJECT:			
ARCHITECT:			
CONTRACTOR:			
<p>9300 73rd Avenue North Brooklyn Park, MN 55428</p>		DESCRIPTION:	
		envIRONtread II®, 11/16", Reversible Recycled Rubber Grate with Cast in Place Aluminum Frame	
NAME	DATE	SIZE	DWG. NO.
DRAWN: DKL	4/17/15	A	BGV34C-FLBC
RELEASED: PE	4/17/15	SCALE: NTS	SHEET 1 OF 1
			REV B

PROPRIETARY AND CONFIDENTIAL: THE INFORMATION CONTAINED IN THIS DRAWING IS THE SOLE PROPERTY OF BABCOCK-DAVIS. ANY REPRODUCTION IN PART OR AS A WHOLE WITHOUT THE WRITTEN PERMISSION OF BABCOCK-DAVIS IS PROHIBITED.