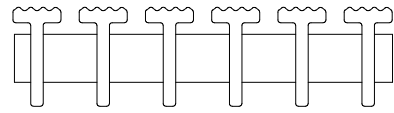


BGL10P

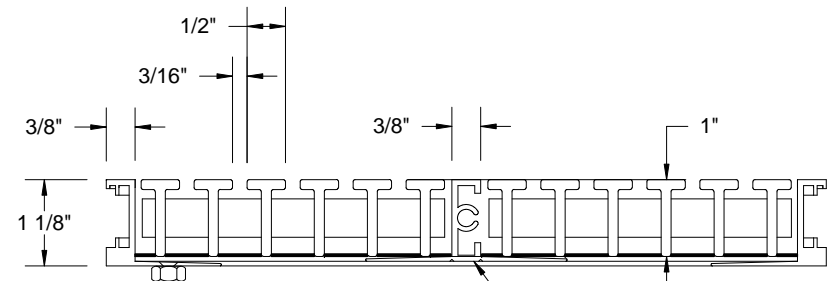
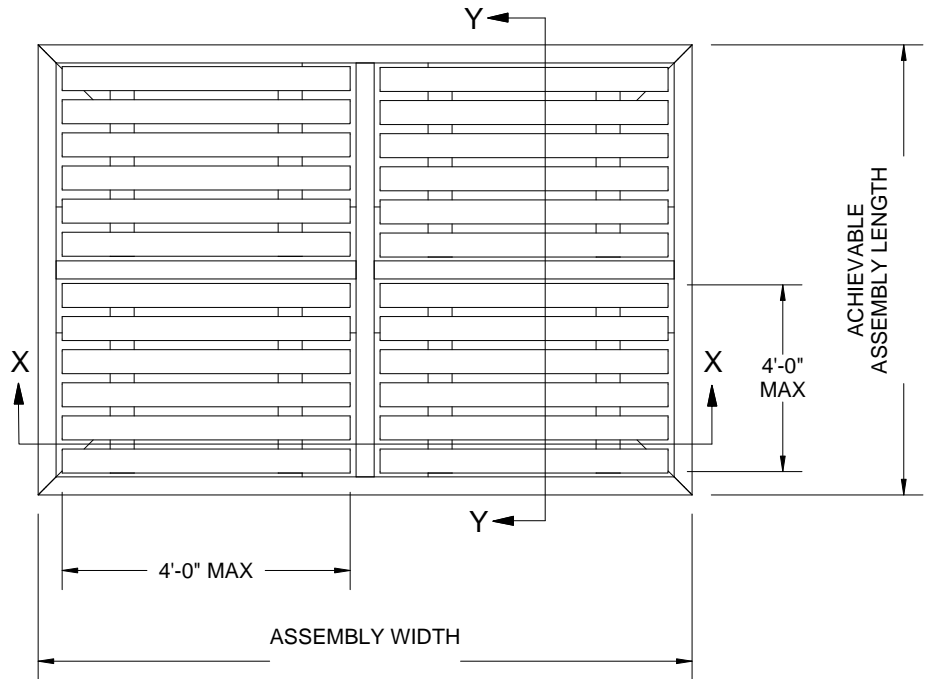


BGL10S

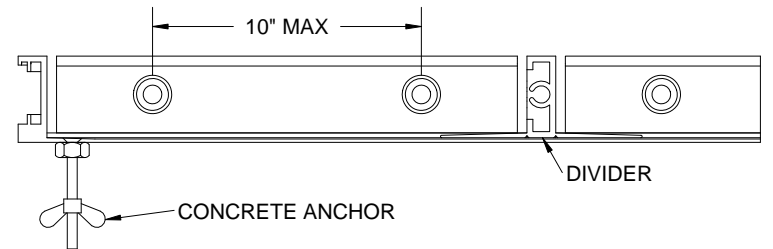
QTY.	MODEL	WIDTH	LENGTH	LOCATION

RECESS OPENING DIMENSIONS:

_____ WIDTH X _____ LENGTH



SECTION Y-Y



SECTION X-X

NOTES:

- MAXIMUM GRATE SECTION SIZE NOT TO EXCEED 48" X 48"
- GRATE MUST BE INSTALLED IN A LEVEL BED RECESS
- RAILS ARE 6061-T6 ALUMINUM ALLOY; FRAMES ARE 6063-T6 ALUMINUM ALLOY
- TREAD RAILS MUST RUN PERPENDICULAR TO TRAFFIC DIRECTION
- DESIGN CLEARANCE BETWEEN GRATE AND FRAME IS 1/8"
- ACTUAL ACHIEVEABLE GRATE LENGTH IS DEPENDANT ON BOTH NUMBER AND SIZE OF SECTIONS
- SITE OPENING LENGTH MUST BE ADJUSTED TO GRATE AND FRAME ACHIEVABLE LENGTH
- ADDITIONAL INFORMATION CAN BE FOUND IN THE PRODUCT SPECIFICATION AND IS CONSIDERED PART OF THIS TRANSMITTAL

PROJECT:

ARCHITECT:

CONTRACTOR:

RAIL:

BGL10_

FRAME:

BFL10LBC



9300 73rd Avenue North
Brooklyn Park, MN 55428

TITLE: AlumaGRIL Grate Level Bed
Cast In Frame

	NAME	DATE	SIZE	DWG. NO.	REV
DRAWN	DKL	01/12/18	A	Babcock EFS BGL10_-LBC ShpDr	A
RELEASED	DT	01/12/18	WEIGHT:		SHEET 1 OF 1