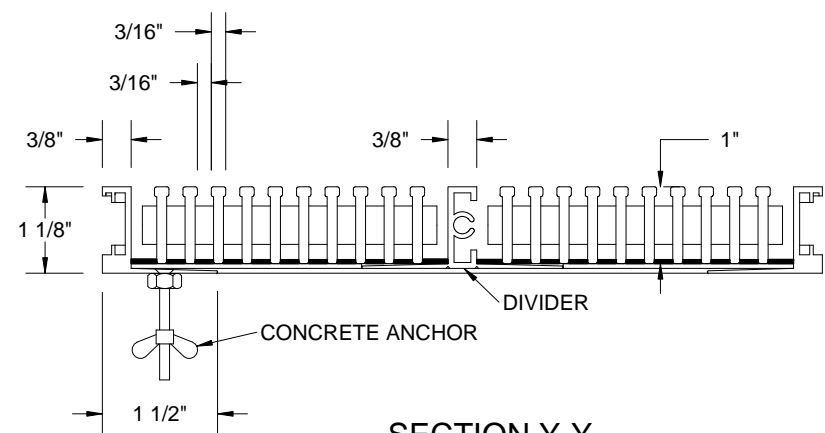
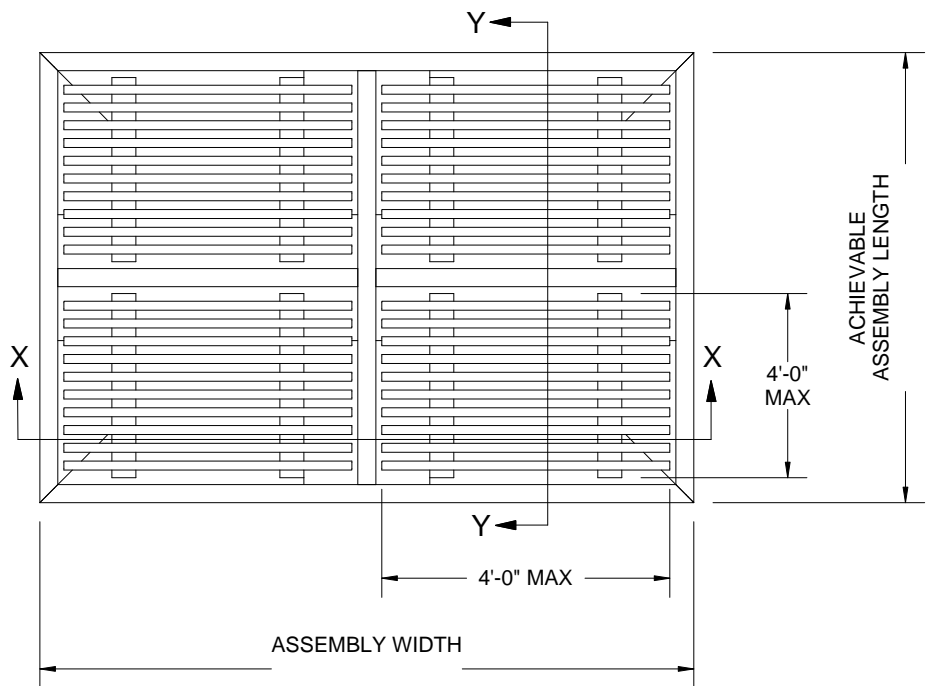


BGL10B

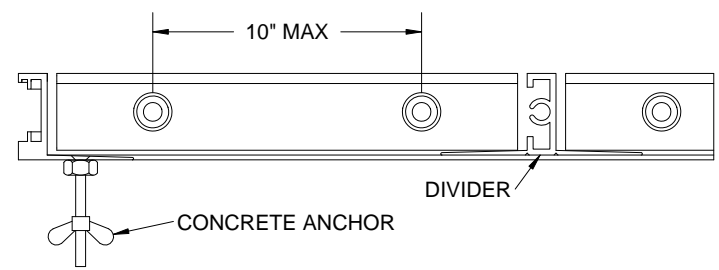
QTY.	MODEL	WIDTH	LENGTH	LOCATION

RECESS OPENING DIMENSIONS:

\_\_\_\_\_ WIDTH X \_\_\_\_\_ LENGTH



SECTION Y-Y



SECTION X-X

- NOTES:
- MAXIMUM GRATE SECTION SIZE NOT TO EXCEED 48" X 48"
  - GRATE MUST BE INSTALLED IN A LEVEL BED RECESS
  - RAILS ARE 6061-T6 ALUMINUM ALLOY; FRAMES ARE 6063-T6 ALUMINUM ALLOY
  - TREAD RAILS MUST RUN PERPENDICULAR TO TRAFFIC DIRECTION
  - DESIGN CLEARANCE BETWEEN GRATE AND FRAME IS 1/8"
  - ACTUAL ACHIEVEABLE GRATE LENGTH IS DEPENDANT ON BOTH NUMBER AND SIZE OF SECTIONS
  - SITE OPENING LENGTH MUST BE ADJUSTED TO GRATE AND FRAME ACHIEVEABLE LENGTH
  - ADDITIONAL INFORMATION CAN BE FOUND IN THE PRODUCT SPECIFICATION AND IS CONSIDERED PART OF THIS TRANSMITTAL

PROJECT:			
ARCHITECT:			
CONTRACTOR:			
RAIL:		<b>BGL10B</b>	
FRAME:		<b>BFL10LBC</b>	
 9300 73rd Avenue North Brooklyn Park, MN 55428		TITLE: AlumaGRIL Grate Level Bed Cast In Frame 3/16" Wide Rail	
NAME	DATE	SIZE	DWG. NO.
DRAWN: DKL	01/12/18	A	Babcock EFS BGL10B-LBC ShpDr
RELEASED: DT	01/12/18	WEIGHT:	REV: A

PROPRIETARY AND CONFIDENTIAL: THE INFORMATION CONTAINED IN THIS DRAWING IS THE SOLE PROPERTY OF BABCOCK-DAVIS. ANY REPRODUCTION IN PART OR AS A WHOLE WITHOUT THE WRITTEN PERMISSION OF BABCOCK-DAVIS IS PROHIBITED.