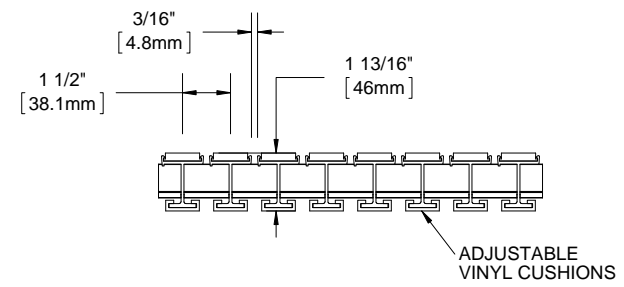
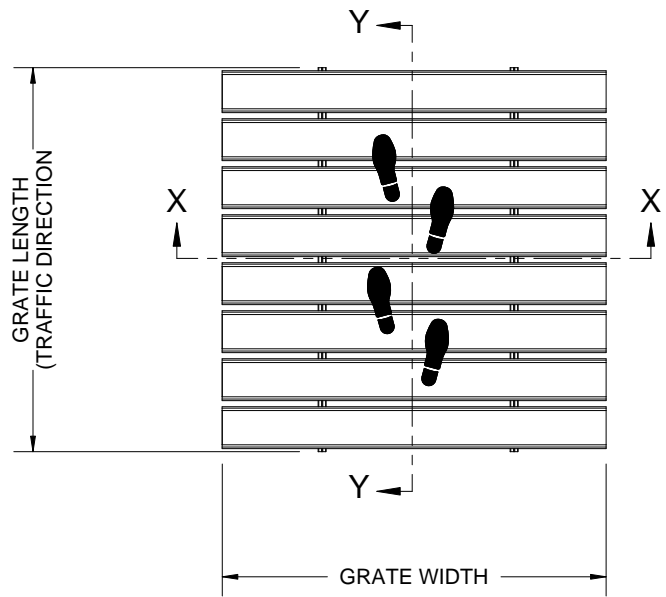


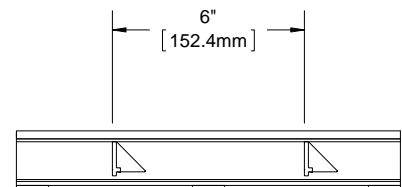
QTY	MODEL	WIDTH	LENGTH	FINISH	LOCATION

B

B



SECTION Y-Y



SECTION X-X

A

A

NOTES:

- STANDARD MAXIMUM SECTION SIZE OF GRATE WIDTH NOT TO EXCEED 8'-0", 6" KEYLOCK SPACING, CUSTOM SECTIONING AVAILABLE
- VERIFY TRAFFIC DIRECTION AND THAT SECTIONING DOES NOT OCCUR IN A TRAFFIC LANE
- ALL RAIL COMPONENTS ARE MADE OF 6063-T6 ALUMINUM ALLOY, ALL FRAME COMPONENTS ARE MADE OF 6063-T5 ALUMINUM ALLOY. KEYLOCKS ARE MADE WITH 6061-T6 ALUMINUM ALLOY
- TREAD RAILS MUST RUN PERPENDICULAR TO TRAFFIC DIRECTION
- TRAFFIC DIRECTION DIMENSION CAN ONLY BE CHANGE IN 1 1/2" (38.1 MM) INCREMENTS UNLESS OPTIONAL ALUMINUM FILLER IS INCLUDED
- GRATE DIMENSION ALLOWS FOR CLEARANCE BETWEEN GRATE SECTIONS AND FRAMES IN THE WIDTH DIMENSION
- ADDITIONAL INFORMATION CAN BE FOUND IN THE PRODUCT SPECIFICATION AND IS CONSIDERED PART OF THIS TRANSMITTAL.

* AVAILABLE IN ALTERNATING TREADS

PROJECT:					
ARCHITECT:					
CONTRACTOR:					
 9300 73rd Avenue North Brooklyn Park, MN 55428			DESCRIPTION:		
			GRATEdesign®, 1-3/4", Aluminum Grate		
	NAME	DATE	SIZE	DWG NO.	
DRAWN	DKL	4/14/15	A	BGD74-NF	
RELEASED	PE	4/14/15	SCALE: NTS	SHEET 1 OF 1	REV B

PROPRIETARY AND CONFIDENTIAL: THE INFORMATION CONTAINED IN THIS DRAWING IS THE SOLE PROPERTY OF BABCOCK-DAVIS. ANY REPRODUCTION IN PART OR AS A WHOLE WITHOUT THE WRITTEN PERMISSION OF BABCOCK-DAVIS IS PROHIBITED.