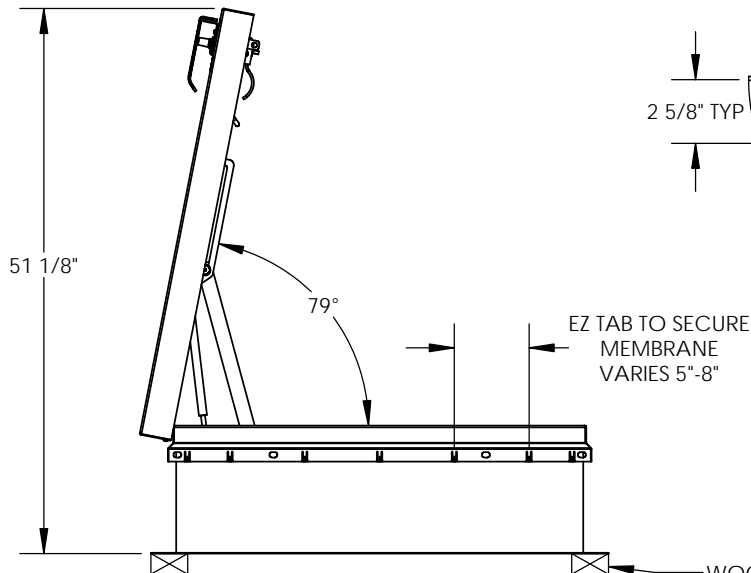
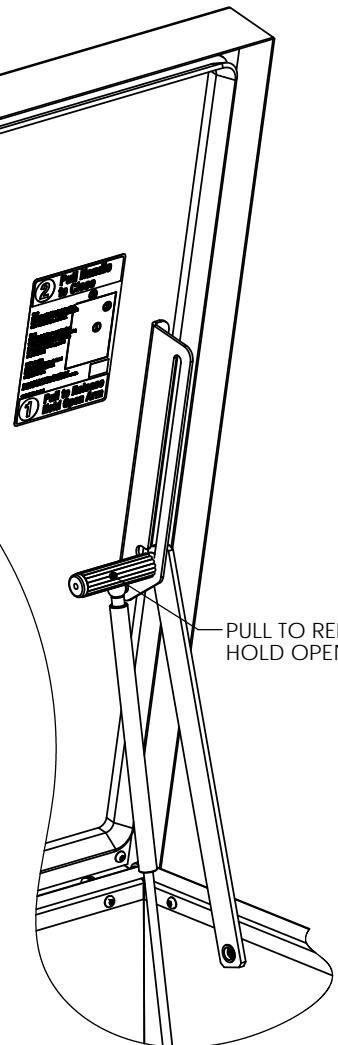
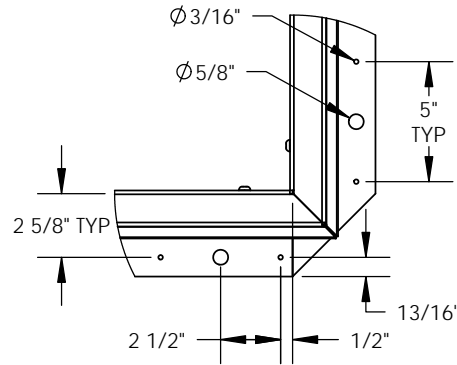


INTERNAL
PADLOCK HASP
SLAM LATCH
PULL HANDLE

DETAIL C
SCALE 1 : 8



WOOD, CONCRETE, OTHER
MATERIAL FOR MOUNTING
BY OTHERS (NIC)

			TITLE: BRHUG36X30S1T Roof Hatch Personnel II, 36x30, S Dr, Galvn Steel, Red Pwd, Sngl Wall Curb		
9300 73rd Avenue North Brooklyn Park, MN 55428			DWG. NO.	BG3630	
DRAWN	NAME	DATE	SIZE	REV	
RELEASED	SGS	04/01/15	A	-	
IMT		04/01/15	WEIGHT: 127.5 lbs	SHEET 2 OF 2	