

2

1

Diagram showing the top view of the floor door frame. The dimensions are labeled as "OUTSIDE OF FRAME LENGTH" (width) and "OUTSIDE OF FRAME WIDTH" (height). A diamond-shaped internal structure is shown with dashed lines. A callout 3 points to the top edge of the frame.

Diagram showing the side view of the floor door frame. The dimension is labeled as "WIDTH".

Diagram showing a detailed view of the floor door hinge and latch mechanism. The dimensions are labeled as "6.61\"", "3.00\"", and "LENGTH".

Diagram showing an exploded view of the floor door assembly. The components are numbered 1 through 10, corresponding to the specifications. The assembly includes the door, frame, hinges, latch, counter-balance spring, hold-open arm, anchors, gasket, safety grate, and nut rail.

SPECIFICATIONS:

① **DOOR:** ALUMINUM, 1/4" DIAMOND PLATE, MILL FINISH WITH A LIVE LOAD OF 300 PSF WITH A MAX SPAN DEFLECTION OF L/150

② **FRAME:** ALUMINUM, 1/4" EXTRUSION, MILL FINISH

③ **HINGES:** TYPE 316 STAINLESS STEEL

④ **SLAM LATCH:** TYPE 316 STAINLESS STEEL WITH INSIDE LEVER HANDLE AND OUTSIDE REMOVABLE 5/16" SQUARE L HANDLE

⑤ **COUNTER-BALANCE SPRING:** ENCLOSED, TYPE 17-7 SST SPRING

⑥ **HOLD-OPEN ARM:** TYPE 316 STAINLESS STEEL WITH RED VINYL GRIP HANDLE

⑦ **ANCHOR:** 3/8" HOLES PROVIDED FOR BOLTING IN ON SITE, ANCHORS PROVIDED BY OTHERS

⑧ **GASKET:** EPDM

⑨ **SAFETY GRATE:** ALUMINUM, 6" SERRATED RAILS WITH SAFETY ORANGE POWDER COAT, LIVE LOAD OF 300 PSF, SST HINGES AND INTEGRAL PADLOCK HASP

⑩ **NUT RAIL:** ALUMINUM NUT RAIL ON HINGE AND LATCH SIDES

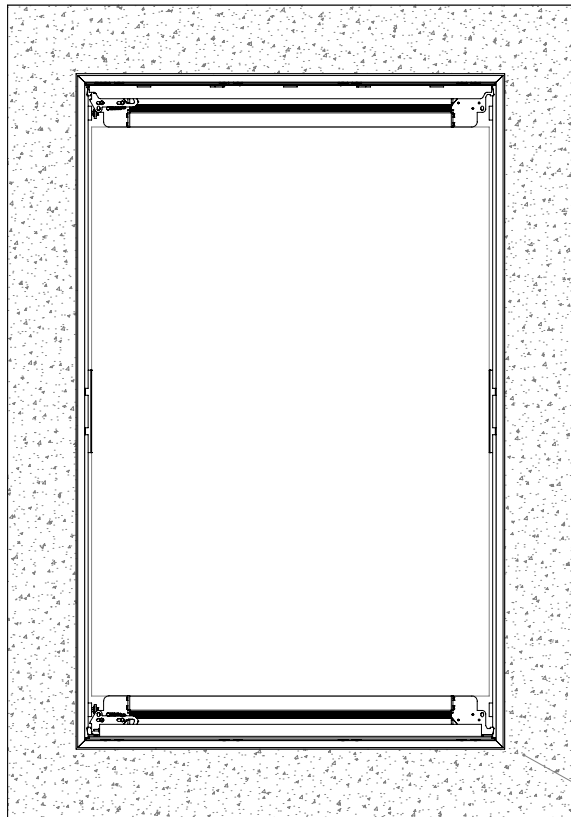
FLOOR DOOR SIZE:

PROJECT:					
ARCHITECT:					
CONTRACTOR:					
QTY:					
PART#:					
<p>9300 73rd Avenue North Brooklyn Park, MN 55428</p>		TITLE: Floor Door, Drainable Series, Dbl Dr, 316 SST Hdw, Alum, Mill, Pedestrian, Bolt-In, Slam Latch Removbl L Hdl			
		NAME	DATE	SIZE	DWG. NO.
DRAWN	BES	10/9/18	A	N BabcockFD BFDNPA_X_DFL-BI-SGT ShpDr	A
RELEASED	TR	10/9/18	WEIGHT:	LB	SHEET 1 OF 2

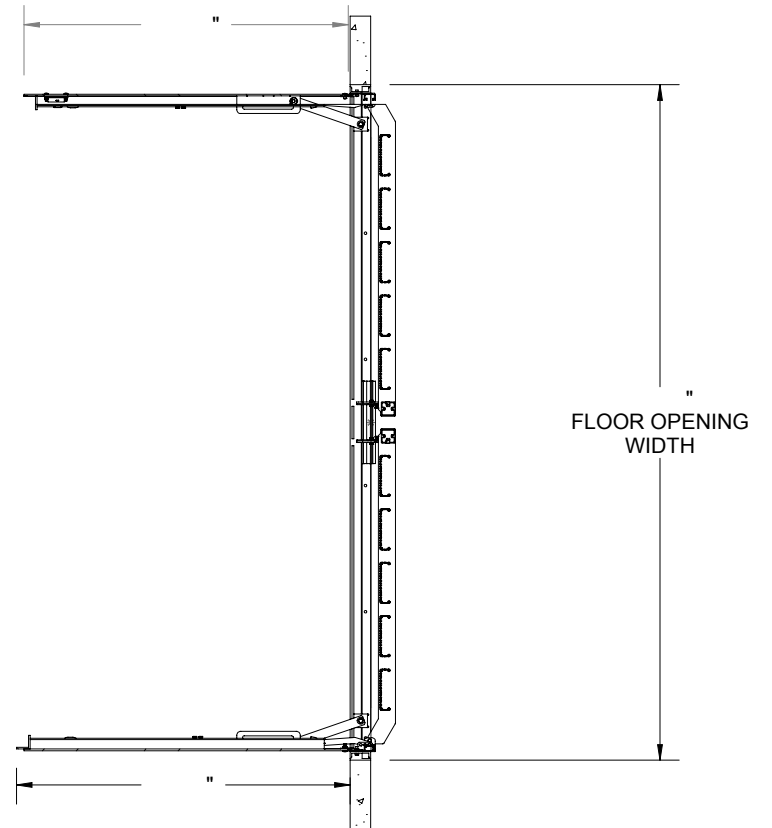
PROPRIETARY AND CONFIDENTIAL: THE INFORMATION CONTAINED IN THIS DRAWING IS THE SOLE PROPERTY OF BABCOCK DAVIS. ANY REPRODUCTION IN PART OR AS A WHOLE WITHOUT THE WRITTEN PERMISSION OF BABCOCK DAVIS IS PROHIBITED. THIS SHOP DRAWING MAY NOT BE AN ACTUAL REPRESENTATION OF THE FINAL PRODUCT.

2

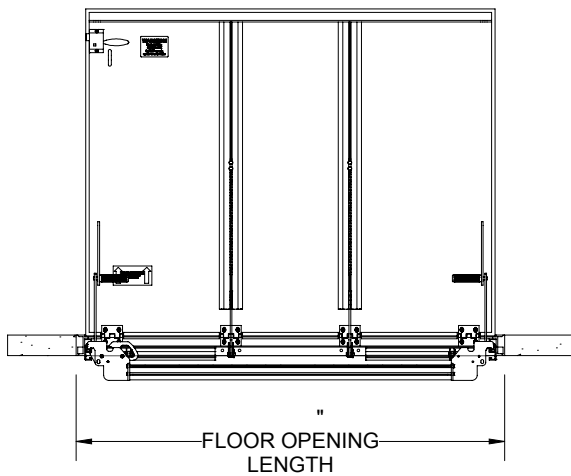
1



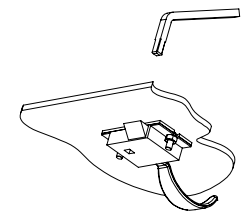
CONCRETE



FLOOR OPENING WIDTH



FLOOR OPENING LENGTH



SLAM LATCH DETAIL

				TITLE: Floor Door, Drainable Series, Dbl Dr, 316 SST Hdw, Alum, Mill, Pedestrian, Bolt-In, Slam Latch Removbl L Hdl	
9300 73rd Avenue North Brooklyn Park, MN 55428				DWG. NO.	REV
DRAWN	BES	10/09/18	A	Babcock FD BFDNPA_X_DFL-BI-SGT ShpDr	A
RELEASED	TR	10/09/18	WEIGHT: LB	SHEET 2 OF 2	

PROPRIETARY AND CONFIDENTIAL: THE INFORMATION CONTAINED IN THIS DRAWING IS THE SOLE PROPERTY OF BABCOCK DAVIS. ANY REPRODUCTION IN PART OR AS A WHOLE WITHOUT THE WRITTEN PERMISSION OF BABCOCK DAVIS IS PROHIBITED. THIS SHOP DRAWING MAY NOT BE AN ACTUAL REPRESENTATION OF THE FINAL PRODUCT.