

SPECIFICATIONS:

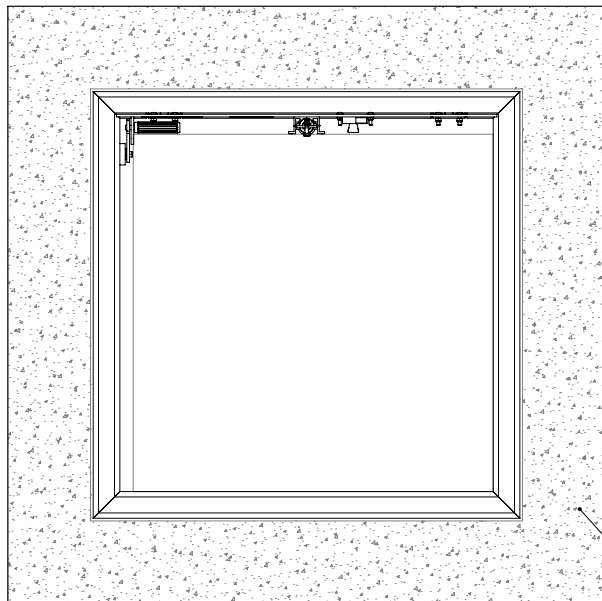
- ① **DOOR:** ALUMINUM, 1/4" DIAMOND PLATE, MILL FINISH WITH A LIVE LOAD OF 300 PSF WITH A MAXIMUM DEFLECTION OF L/150
- ② **FRAME:** ALUMINUM, 1/4" EXTRUSION, MILL FINISH
- ③ **HINGES:** TYPE 316 STAINLESS STEEL
- ④ **SLAM LATCH:** TYPE 316 STAINLESS STEEL WITH INSIDE LEVER HANDLE AND OUTSIDE REMOVABLE 5/16" SQUARE L HANDLE
- ⑤ **COUNTER-BALANCE SPRING:** ENCLOSED, TYPE 17-7 SST SPRING
- ⑥ **HOLD-OPEN ARM:** TYPE 316 STAINLESS STEEL WITH RED VINYL GRIP HANDLE
- ⑦ **ANCHOR:** 3/8" HOLES PROVIDED FOR BOLTING IN ON SITE, ANCHORS PROVIDED BY OTHERS
- ⑧ **GASKET:** EPDM

THIS UNIT IS NOT AIR OR WATER TIGHT.

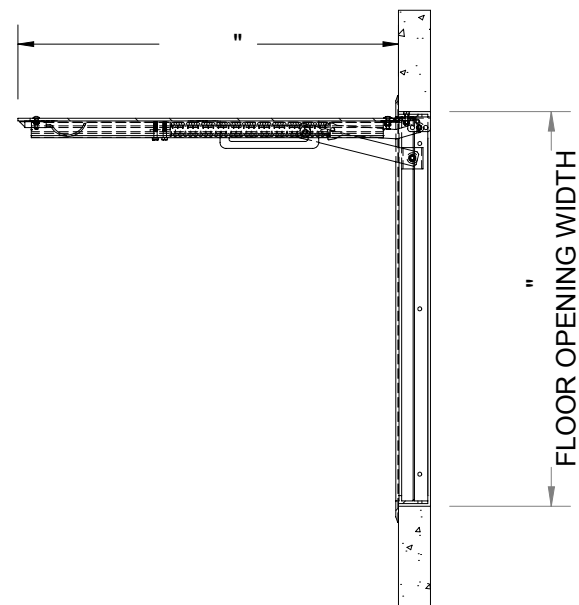
FLOOR DOOR SIZE:

PROPRIETARY AND CONFIDENTIAL: THE INFORMATION CONTAINED IN THIS DRAWING IS THE SOLE PROPERTY OF BABCOCK-DAVIS. ANY REPRODUCTION IN PART OR AS A WHOLE WITHOUT THE WRITTEN PERMISSION OF BABCOCK-DAVIS IS PROHIBITED. THIS SHOP DRAWING MAY NOT BE AN ACTUAL REPRESENTATION OF THE FINAL PRODUCT.

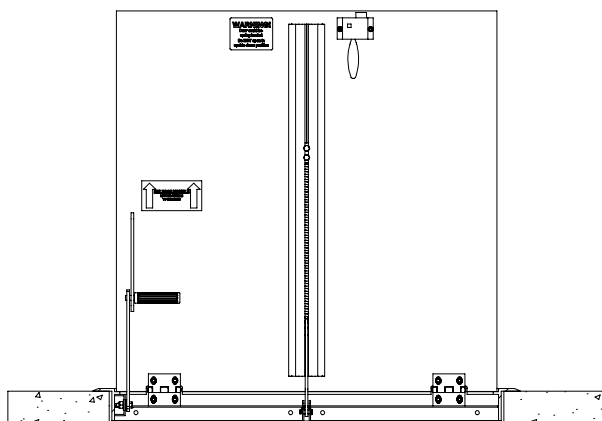
PROJECT:				
ARCHITECT:				
CONTRACTOR:				
QTY:				
PART#:				
		TITLE: Floor Door, Existing Opening, Sngl Dr, 316 SST Hdw, Alum, Mill, Pedestrian, Bolt-In, Slam Latch Removbl L Hdl		
		9300 73rd Avenue North Brooklyn Park, MN 55428		
NAME	DATE	SIZE	DWG. NO.	REV
DRAWN	SWS	3-31-17	A	Babcock FD BFDEPA_X_SDL ShpDr
RELEASED	TR	3-31-17	WEIGHT:	SHEET 1 OF 2



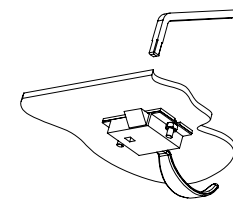
CONCRETE



FLOOR OPENING WIDTH



FLOOR OPENING LENGTH



SLAM LATCH DETAIL

				TITLE: Floor Door, Existing Opening, Sngl Dr, 316 SST Hdw, Alum, Mill, Pedestrian, Bolt-In, Slam Latch Removbl L Hdl	
9300 73rd Avenue North Brooklyn Park, MN 55428				DWG. NO. Babcock FD BFDEPA_X_SDL ShpDr	
NAME	DATE	SIZE	DWG. NO.	REV	
DRAWN	SWS	3-31-17	A	A	
RELEASED	TR	3-31-17	WEIGHT:	SHEET 2 OF 2	

PROPRIETARY AND CONFIDENTIAL: THE INFORMATION CONTAINED IN THIS DRAWING IS THE SOLE PROPERTY OF BABCOCK-DAVIS. ANY REPRODUCTION IN PART OR AS A WHOLE WITHOUT THE WRITTEN PERMISSION OF BABCOCK-DAVIS IS PROHIBITED.