


Surface Mounted, Metal Corner Guard

Models: BCGSS, BCGTS

GENERAL DESCRIPTION



Introduction + Safety

Please read the complete instructions carefully before beginning any work. To ensure proper installation and performance of the corner guard, the following actions must be completed by the installing contractor. Failure to do so will affect product warranty.

GENERAL SAFETY PRECAUTIONS Improper selection, installation, or use can cause personal injury or property damage. It is solely the responsibility of the user, through its own analysis to select products suitable for their specific application requirements, ensure they are properly maintained, and limit their use to its intended purpose. Follow proper local, state and federal regulations for proper installation and operation requirements.

Transportation + Storage

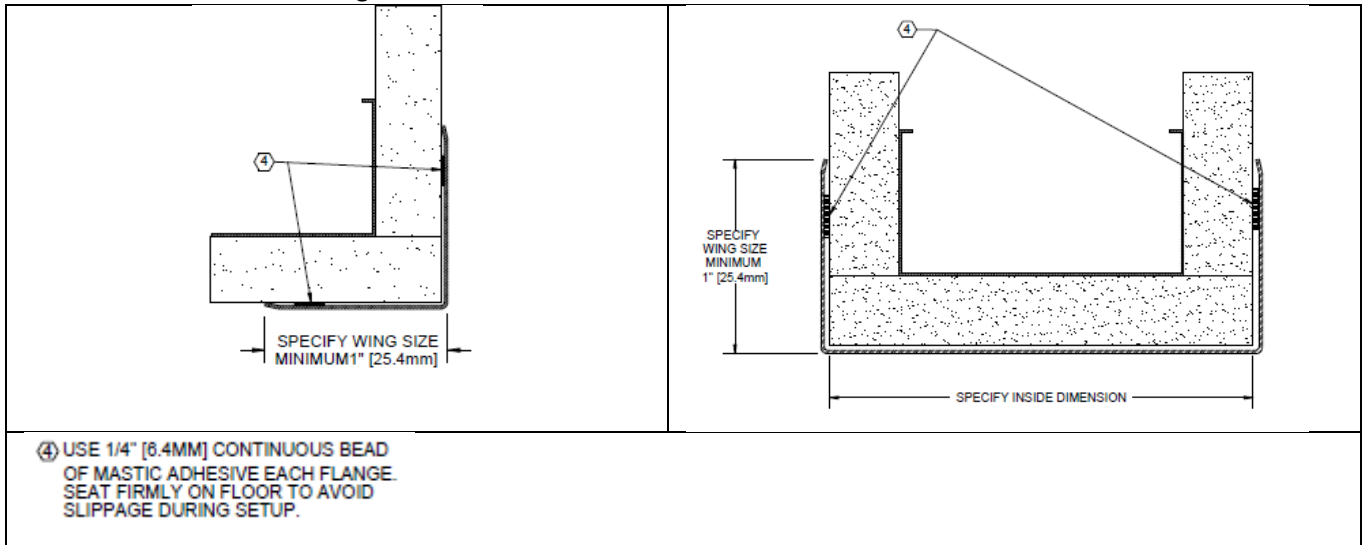
- Inspect all shipments and materials for missing or damaged components and hardware.
- Material must be stored in a clean, dry location.

INSTALLATION

Adhesive Mounting (Standard):

1. Apply construction adhesive on back surface of both wings of the corner guard and along entire length.
2. Position corner guard on wall corner and apply pressure along entire length of corner guard until secured to wall
 - a. If corner guard is not positioned directly on the floor or on the wall base, it is important to support the corner guard until the adhesive has set.
3. Remove the protective covering from the face of the corner guard and clean surfaces using a damp cloth if necessary.

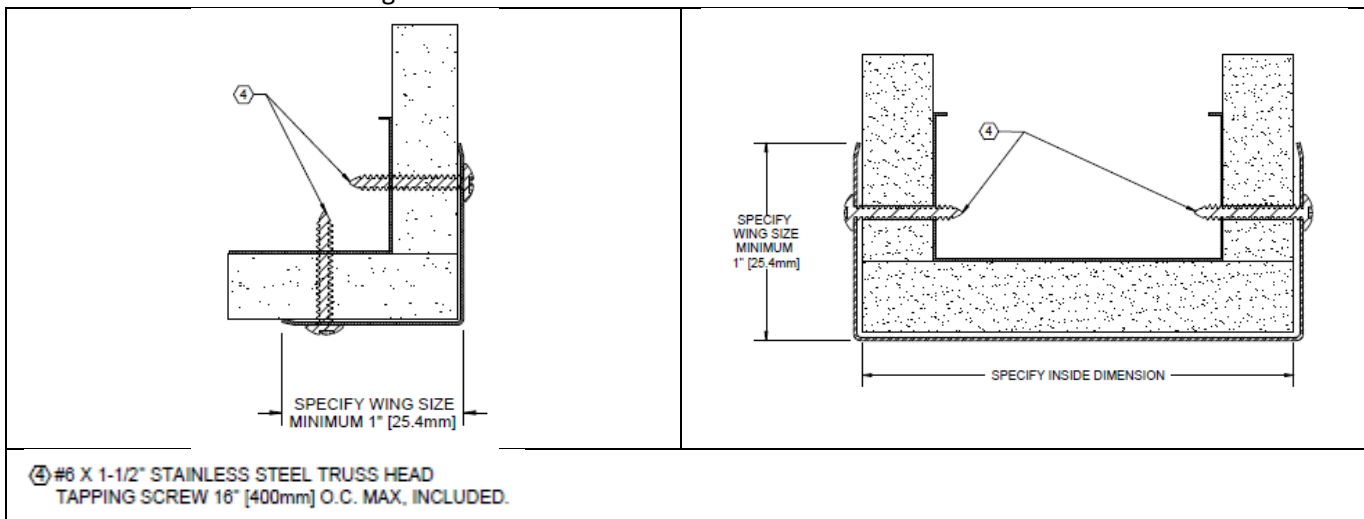
Plan View: Adhesive Mounting:



Mechanical Fastening (Optional)

1. Position corner guard on wall surface.
2. Attach corner guard using provided hardware thru the pre-drilled mounting holes.
3. Remove the protective covering from the face of the corner guard and clean surfaces using a damp cloth if necessary

Plan View: Mechanical Fastening



MAINTENANCE

Pen marks, paint and graffiti generally wash off easily with mild soap and water. Be cautious with abrasive cleansers and scrub pads as they may scratch corner guards. Do not use steel wool or other metal scrub pads as fibers from the pads may stick to the corner guards and cause them to rust.

QUESTIONS?

For more information on installation, repair or replacement, please visit
www.babcockdavis.com.