

Stainless Steel

CORNER GUARD


Stainless steel corner guards offer a tough yet beautiful look to your building. A highly configurable product guarantees your needs will be met. Available in Type 304 or 430 stainless steel with a variety of patterns which are sure to enrich the quality and look of your building.

FEATURES

STANDARD CORNER GUARD Protect any length of wall with an easy application.

EMBOSSED PATTERNS Designed with a modern and attractive appearance.

EASY INSTALLATION Surface and recess mount applications.



DETAILS

MATERIAL Type 304, 316 or 430 Stainless Steel

FINISH #4 Satin or Embossed Pattern (see page 15)

MOUNTING Surface Mounted or Recessed

MOUNTING METHOD Mechanical or Adhesive

SIZE 1 inch, 2 inches, 3 inches or custom

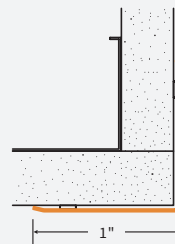
LENGTH Continuous length up to 10 feet maximum

CORNER ANGLE 90°, 135° or Custom

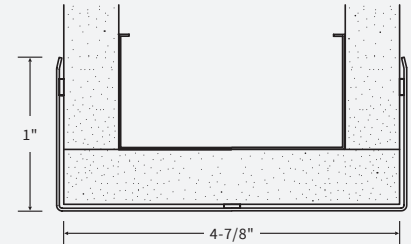
MATERIALS



Stainless Steel



Corner Guard



End Wall

ORDER GUIDE

MODEL	MATERIAL	MOUNTING	WING SIZE	CORNER	MOUNTING	OPTIONS
BCG						-
	S Stainless Steel, Type 304	S Surface	1 1"	S Square	A Adhesive	D100 100°
	T Stainless Steel, Type 430	R Recess	2 2" 3 3"		D Drilled Holes & Hardware	D135 135° CSH Countersunk Holes & Hardware G18 18 Gauge

For other materials, contact factory.