

SPECIFICATIONS

BOX

Cold rolled steel with an electrostatically applied, thermally-cured polyester coating with recoatable white finish

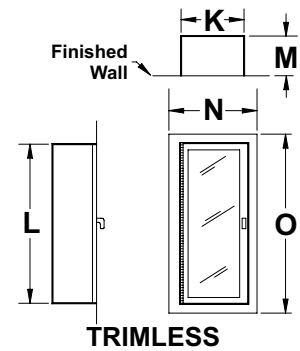
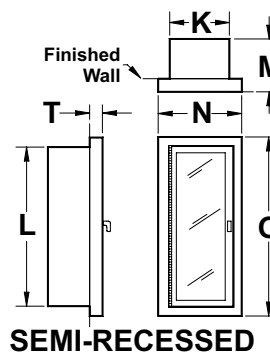
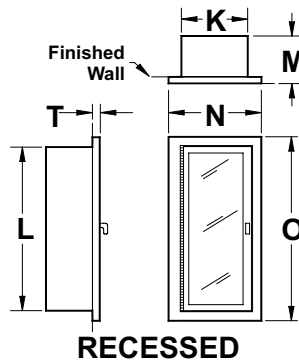
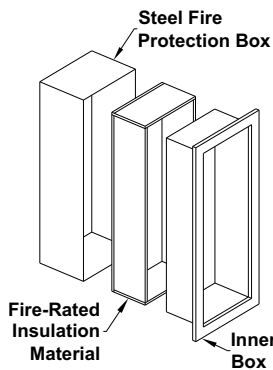
DOOR AND FRAME

Steel - Cold rolled steel, recoatable white polyester finish
Aluminum - Satin finish, clear polyester coated
Stainless Steel - T304 Stainless Steel with #4 satin finish

MODEL SELECTION

Wall mounting and size of cabinet as selected by model

QTY	STEEL	QTY	ALUMINUM	QTY	STAINLESS STEEL	WALL MOUNTING	TRIM T	BOX I.D. (IN.)			FRAME O.D. (IN.)		WALL OPENING (IN.)			ADA	FOR USE W/EXT'G.
								K	L	M	N	O	W	H	D		
	BFC-FRC7007		BFC-FRC7037		BFC-FRC7057	Recessed	1/2	9	18	5	11-3/4	20-3/4	11-1/4	20	5-5/8	Yes	BEX-3002
	BFC-FRC7008		BFC-FRC7038		BFC-FRC7058	Semi-Recessed	2	9	18	5	11-3/4	20-3/4	11-1/4	20	4-1/8	Yes	BEX-3005
	BFC-FRC7010		BFC-FRC7030		BFC-FRC7050	Recessed	1/2	9	24	5	11-3/4	26-3/4	11-1/4	26	5-5/8	Yes	BEX-3005-3
	BFC-FRC7012		BFC-FRC7032		BFC-FRC7052	Semi-Recessed	2	9	24	5	11-3/4	26-3/4	11-1/4	26	4-1/8	Yes	BEX-3302
	BFC-FRC7013		BFC-FRC7033		BFC-FRC7053	Semi-Recessed	3	9	24	5	11-3/4	26-3/4	11-1/4	26	3-1/8	Yes	BEX-3305
	BFC-FRC7020		BFC-FRC7040		BFC-FRC7060	Recessed	1/2	9	24	5-3/4	11-3/4	26-3/4	11-1/4	26	6-3/8	Yes	BEX-3305-3
	BFC-FRC7021		BFC-FRC7041		BFC-FRC7061	Trimless	N/A	9	24	5-3/4	12-3/4	27-3/4	11-1/4	26	7-3/8	Yes	BEX-3006
	BFC-FRC7022		BFC-FRC7042		BFC-FRC7062	Semi-Recessed	2	9	24	5-3/4	11-3/4	26-3/4	11-1/4	26	4-7/8	Yes	BEX-3010
	BFC-FRC7023		BFC-FRC7043		BFC-FRC7063	Semi-Recessed	3	9	24	5-3/4	11-3/4	26-3/4	11-1/4	26	3-7/8	Yes	BEX-3306
	BFC-FRC7025		BFC-FRC7045		BFC-FRC7065	Recessed	1/2	12	27	8	14-3/4	29-3/4	14-1/4	29	8-5/8	Yes	BEX-3310
	BFC-FRC7026		BFC-FRC7046		BFC-FRC7066	Trimless	N/A	12	27	8	15-3/4	30-3/4	14-1/4	29	9-5/8	Yes	BEX-3020
	BFC-FRC7027		BFC-FRC7047		BFC-FRC7067	Semi-Recessed	3	12	27	8	14-3/4	29-3/4	14-1/4	29	6-1/8	Yes	BEX-3202
	BFC-FRC7028		BFC-FRC7048		BFC-FRC7068	Semi-Recessed	5	12	27	8	14-3/4	29-3/4	14-1/4	29	4-1/8	No	BEX-3320
																Yes	BEX-3410



DOOR STYLE

- A Full Glass
- D Duo Panel
- DV Duo Vertical Panel
- F Solid Flush Panel
- B Full Break Glass with Lock†
- DVL Duo Vertical Panel with Lock†
- E Center Break Glass with Lock†
- FS Solid Flush Panel with Lock
- FP Full Glass with Flush Pull Handle

†Furnished with Break Rite handle

ACRYLIC DOOR COLOR

- 1 Bronze Tempered Safety Glass
- 2 Smoke Tempered Safety Glass
- 4 Obscure Tempered Safety Glass
- 5 1/4 Wire Inserted Glass
- 6 1/8 Clear Acrylic
- 7 1/8 Amber Acrylic
- 8 1/8 White Acrylic
- 9 1/8 Smoke Acrylic
- 10 1/8 Red Acrylic

DOOR + FRAME FINISHES

Steel

- Polyester Color _____

Aluminum

- Light Duranodic
- Medium Duranodic
- Dark Duranodic

Stainless Steel

- T304, #8 Mirror Finish

Other

- RED Red Polyester Finish
- RR Rolled Radius Return*

*Available only on Semi-Recessed cabinets

FIRE EXTINGUISHER LETTERING (optional)

- HW Horizontal White
- HB Horizontal Black
- HR Horizontal Red
- VW Vertical White
- VB Vertical Black
- VR Vertical Red
- VAW Vertical Ascending White
- VAB Vertical Ascending Black
- VAR Vertical Ascending Red