


GRATEdesign®

ROLL-UP GRILLE

Babcock-Davis' GRATEdesign roll-up grille is constructed of hollow extrusion rails joined by low-density polyethylene (LDPE) hinge. The cushion retained in the captive aluminum tread port, along with drainage holes, allows debris and moisture to flow through the grille.



Dual tread premium carpet and brush shown

FEATURES

DUAL TREADS FOR DUAL PURPOSE Now offering the design flexibility to mix and match treads. Simply select treads for absorption, scraping or slip resistance.

PVC FREE HINGES Our PVC free, LDPE hinges raise the industry bar for performance in both flexibility and durability. Insist on LDPE hinges!

ROLL BACK FOR EASY CLEANING Easily maintain your entry system by rolling back the grille for regular sweeping or vacuuming to extend the life of your system.

ZONES
1 - 3

DETAILS

RAIL MATERIAL Aluminum

DEPTH 3/4 inch

TREAD SPACING 1-1/2 inches on center

TREAD OPTIONS Single or Dual

FRAMES Level Bed

ROLLING LOAD 1000 lbs/wheel

GRILLE

MODEL	TREAD	FUNCTION	DEPTH	TRAFFIC
BGR34P	Premium Carpet	Absorbent & Scraping	3/4"	Medium
BGR34R	Rugged Scrub	Scraping	3/4"	Medium
BGR34V	Vinyl	Scraping	3/4"	Medium
BGR34U	Ribbed Rubber	Scraping	3/4"	Medium
BGR34E	EcoTread	Slip Resistant	3/4"	Medium
BGR34G	Vinyl Abrasive	Slip Resistant	3/4"	Medium
BGR34B	Brush	Scraping	3/4"	Medium

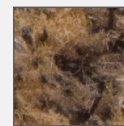
FRAME

MODEL	MOUNTING	MATERIAL	PROFILE	DEPTH
BFR34LBC	Level Bed, Cast-In	Aluminum	1/2"	1-3/8"
BFR34LBM	Level Bed, Mech. Fastened	Aluminum	1/8"	3/4"


TREAD INSERTS




Premium Carpet




Rugged Scrub®



Vinyl




Ribbed Rubber



EcoTread™

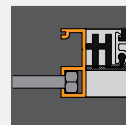


Vinyl Abrasive Insert

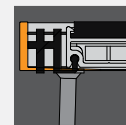


Brush

FRAMES



Level Bed, Cast-In



Level Bed, Mech. Fastened