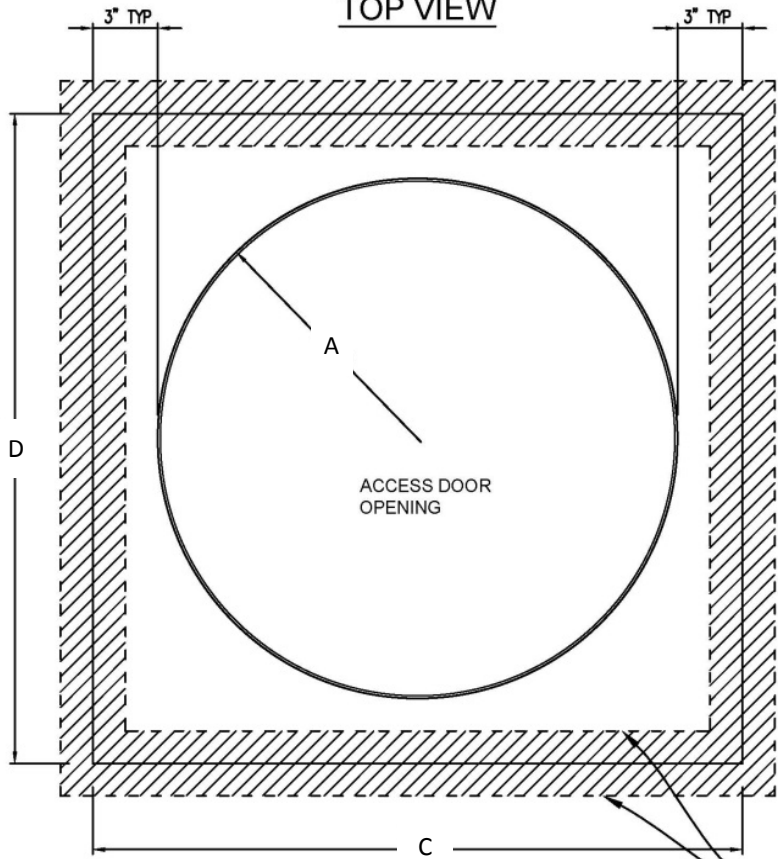


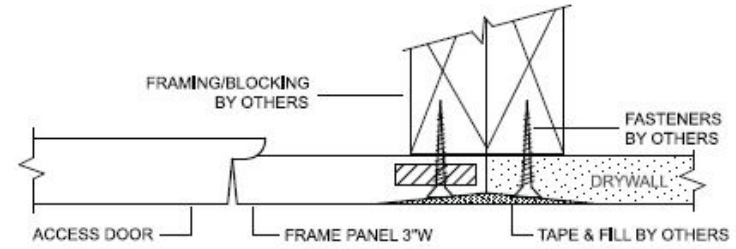
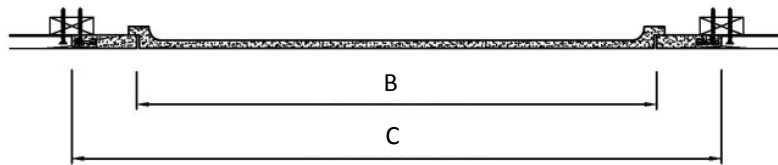
TOP VIEW



OUTLINE OF TAPE JOINT

WIDTH/HEIGHT + 3.0 = WOOD FRAME OPENING

SECTION VIEW



QTY	PART #	DIM A (DOOR RADIUS)	DIM B (DOOR DIAMETER)	DIM C (DRYWALL OPENING WIDTH)	DIM D (DRYWALL OPENING HEIGHT)
	GFRC-0909	4.5"	9.0"	15.0"	15.0"
	GFRC-1212	6.0"	12.0"	18.0"	18.0"
	GFRC-1616	8.0"	16.0"	22.0"	22.0"
	GFRC-1818	9.0"	18.0"	24.0"	24.0"
	GFRC-2424	12.0"	24.0"	30.0"	30.0"

MATERIALS/TECHNICAL DATA:

- High Density Gypsum Cement Plaster, Natural White
- Post-Consumer Recycled Glass (70% by volume)
- Multi-layered Fiberglass Mat
- Plywood Embedment

OPTIONS:

- 1/2" X 1/8" Neoprene Gasket

PROJECT:			
ARCHITECT:			
CONTRACTOR:			
QTY:			
PART#:			
 9300 73rd Avenue North, Brooklyn Park MN 55428		TITLE:	
NAME	DATE	SIZE	DWG. NO.
DRAWN		A	
RELEASED			
			REV -
			SHEET 1