

# Full Abrasive

## STAIR TREADS + NOSINGS

The Full Abrasive Stair Tread is made from an extruded aluminum base with abrasive material locked into the Material. The material is consistent throughout the tread and features a new durable, serrated aluminum nose. Ideal for indoor and outdoor applications, the full abrasive tread is easy to install and an economical option.



BSTSF-C3E  
shown

### FEATURES

**SERRATED NOSE** The redesigned tread features a solid, serrated aluminum nose for protection and added slip resistance.

**ANTI-SLIP SAFETY TREADS** Reduce slip hazards with ADA and OSHA compliant abrasive stair treads. Abrasive treads provide a high level of slip resistance.

**CONTINUOUS COLOR** No need to worry about walking off the color as the abrasive material filler is dyed throughout.

### DETAILS

**MATERIAL** Extruded Aluminum

**APPLICATION** Poured Concrete, Steel Pan, or Wood

**TREAD** Full Abrasive

**WIDTH** 2, 3, or 4 inches

**LENGTH** Up to 12 linear feet


**MOUNTING** Anchor or Drilled Holes, Mech. Fastened

**NOSING** Short, Short-Tipped or Long


**OPTIONS** Photoluminescent, Mitered Cuts, Painted Undersides or Taped Tops

**CODE COMPLIANCE** 2010 ADA 504, 2015 IBC/ICC Section 1029.13.2, 2018 IBC/ICC Section 1029.14.2, and 2016 California Building Code Section 11B-504.4.1 and 11B-504.5


### NOSING



Short




Short-Tipped




Long


### OPTIONS



Mitered Cuts



Painted Undersides



Taped Tops

### SHORT NOSE MODELS

MODEL	WIDTH	INSTALL
BSTSF-C2E	2"	Cast-In, Extruded Anchor
BSTSF-C2D	2"	Drilled Hole, Mech. Fastened
BSTSF-C3E	3"	Cast-In, Extruded Anchor
BSTSF-C3D	3"	Drilled Hole, Mech. Fastened
BSTSF-C4E	4"	Cast-In, Extruded Anchor
BSTSF-C4D	4"	Drilled Hole, Mech. Fastened

### LONG NOSE MODELS

MODEL	WIDTH	INSTALL
BSTSF-L2E	2"	Cast-In, Extruded Anchor
BSTSF-L2D	2"	Drilled Hole, Mech. Fastened
BSTSF-L3E	3"	Cast-In, Extruded Anchor
BSTSF-L3D	3"	Drilled Hole, Mech. Fastened
BSTSF-L4E	4"	Cast-In, Extruded Anchor
BSTSF-L4D	4"	Drilled Hole, Mech. Fastened

### SHORT TIPPED NOSE MODELS

MODEL	WIDTH	INSTALL
BSTSF-P2E	2"	Cast-In, Extruded Anchor
BSTSF-P2D	2"	Drilled Hole, Mech. Fastened
BSTSF-P3E	3"	Cast-In, Extruded Anchor
BSTSF-P3D	3"	Drilled Hole, Mech. Fastened
BSTSF-P4E	4"	Cast-In, Extruded Anchor
BSTSF-P4D	4"	Drilled Hole, Mech. Fastened