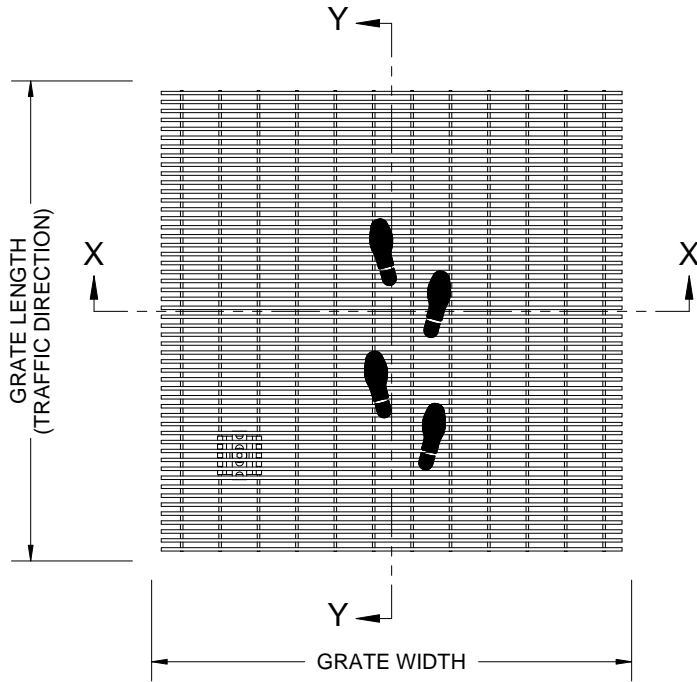
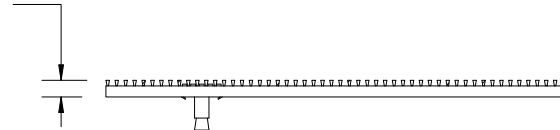


BGE38S

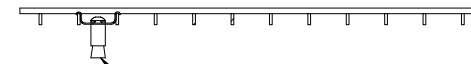
QTY	MODEL	WIDTH	LENGTH	FINISH	LOCATION



7/16"
[11mm]



SECTION Y-Y



FIELD INSTALLED HIDDEN
LOCKDOWN ASSEMBLY
WITH CONCRETE ANCHOR

SECTION X-X

NOTES:

- ALL RAIL COMPONENTS ARE MADE OF TYPE 304 STAINLESS STEEL, ALL FRAME COMPONENTS ARE MADE OF TYPE 304 STAINLESS STEEL
- FOR MAXIMUM STRENGTH, EACH JOINT BETWEEN SURFACE WIRES AND SUPPORT RODS SHALL BE RESISTANCE WELDED. BECAUSE OF THE MANUFACTURING PROCESS USED TO DO THIS, THE SURFACE WIRES AND SUPPORT RODS ARE NOT PERPENDICULAR, AND THE WIRES AND RODS OF ADJACENT SECTIONS WILL NOT BE ALIGNED.
- GRATE IS MADE WITH .093" X .156" (2.4mm X 4.0mm) STAINLESS STEEL WIRE SPACED .233 (5.9mm) O.C. AND WELDED SUPPORT RODS SPACED 1" (25.4mm) O.C.
- TREAD WIRE MUST RUN PERPENDICULAR TO TRAFFIC DIRECTION
- ADDITIONAL INFORMATION CAN BE FOUND IN THE PRODUCT SPECIFICATION AND IS CONSIDERED PART OF THIS TRANSMITTAL.

PROJECT:

ARCHITECT:

CONTRACTOR:



9300 73rd Avenue North
Brooklyn Park, MN 55428

DESCRIPTION:

eleGRIL®, 3/8", Stainless Steel Grate

NAME	DATE	SIZE	DWG. NO.
DRAWN DKL	4/15/15	A	BGE38-NF
RELEASED PE	4/15/15	SCALE: NTS	SHEET 1 OF 1
			REV B