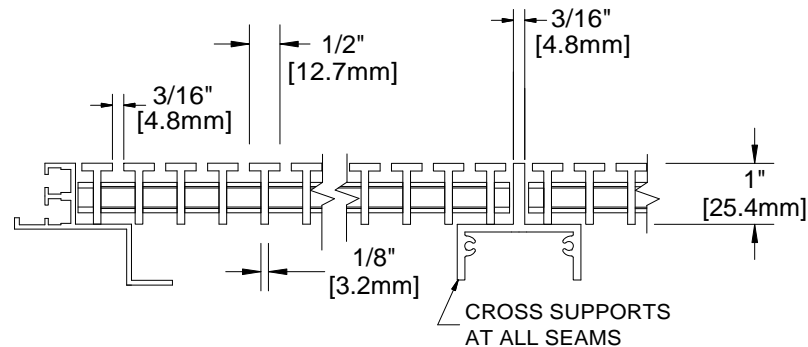
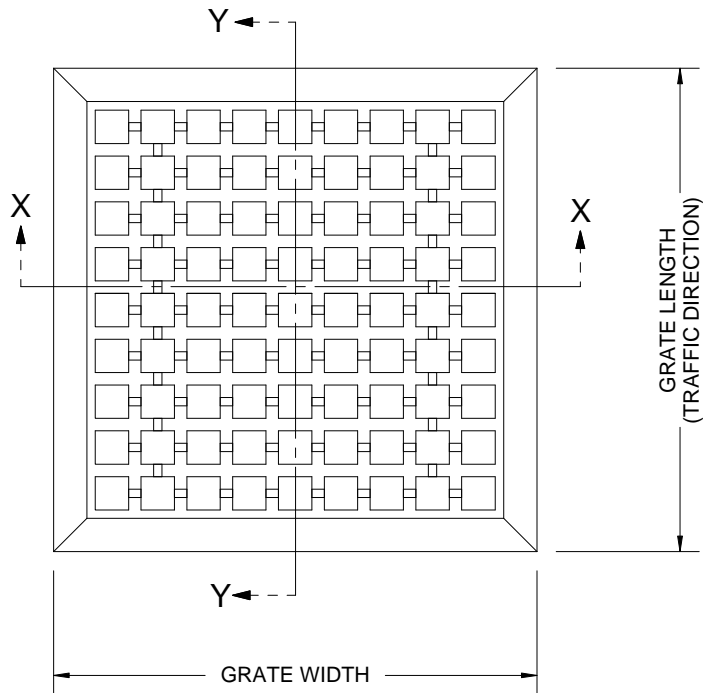
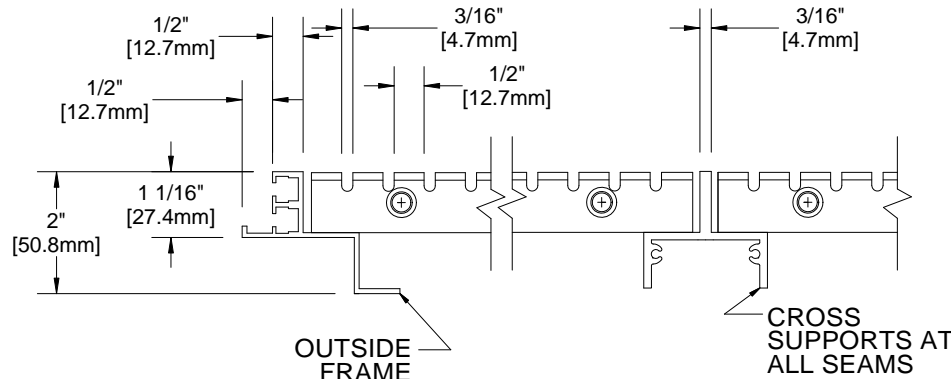


BGA10W

QTY	MODEL	WIDTH	LENGTH	FINISH	LOCATION



SECTION Y-Y



SECTION X-X

- NOTES:
- STANDARD MAXIMUM SECTION SIZE OF GRATE LENGTH/WIDTH NOT TO EXCEED 4'-0"
 - VERIFY TRAFFIC DIRECTION AND THAT SECTIONING DOES NOT OCCUR IN A TRAFFIC LANE
 - ALL RAIL COMPONENTS ARE MADE OF 6061-T6 ALUMINUM ALLOY. ALL FRAME COMPONENTS ARE MADE OF 6061-T6 ALUMINUM ALLOY
 - TREAD RAILS MUST RUN PERPENDICULAR TO TRAFFIC DIRECTION
 - GRATE DIMENSION ALLOWS FOR CLEARANCE BETWEEN GRATE SECTIONS AND FRAMES, 1/8" ±1/16" ALL AROUND
 - ADDITIONAL INFORMATION CAN BE FOUND IN THE PRODUCT SPECIFICATION AND IS CONSIDERED PART OF THIS TRANSMITTAL.
 - FRAME PART NUMBER: BFA10D2C

PROJECT:			
ARCHITECT:			
CONTRACTOR:			
 9300 73rd Avenue North Brooklyn Park, MN 55428		DESCRIPTION:	
		Alumagril™, 1" Aluminum Waffle Grate with Deep Pit, Cast-In, Aluminum Frame	
NAME	DATE	SIZE	DWG. NO.
DRAWN: DKL	4/13/15	A	BGA10W-FD2C
RELEASED: PE	4/13/15	SCALE: NTS	SHEET 1 OF 1
			REV A