

FRONT ELEVATION

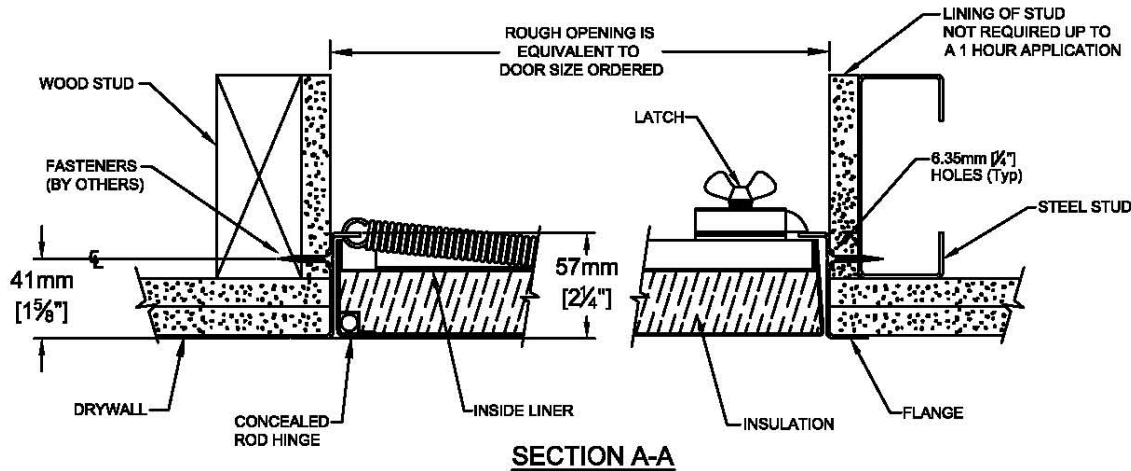
STANDARD CONSTRUCTION:

- MATERIAL** - SATIN FINISH GALVANIZED (GALVANNEALED) STEEL.
- PANEL** - 1.31mm [18 ga].
- LINER** - 0.85mm [22ga].
- FRAME** - 1.61mm [16 ga] UP TO 762mm x 1219mm [30" x 48"]. LARGER SIZES: 1.99mm [14ga].
- FLANGE** - 22mm [$\frac{7}{8}$ "] EXTERIOR FLANGE UP TO AND INCLUDING 914mm x 914mm [36" x 36"]. LARGER SIZES: 32mm [1 $\frac{1}{4}$ "].
- HINGE** - CONTINUOUS ROD HINGE. PIANO HINGE STANDARD ON PANELS EXCEEDING 1219mm [48"] IN A WALL POSITION.
- LATCH** - $\frac{1}{4}$ " ALLEN KEY, WITH INTERIOR RELEASE.
- INSULATION** - 38mm [1 $\frac{1}{2}$ "] HIGH TEMPERATURE
- FINISH** - RUST INHIBITIVE PRIME COAT (OFF-WHITE).



FRD wall and ceiling fire-rated panels are manufactured under the factory inspection service of Intertek (Warnock Hersey) and have a label reading: "Listed access frame and insulated fire door assembly 2 hour fire rating. Vertical and Horizontal Installation."

Temperature rise maximum 139°C/ 250°F at 30 minutes, 250°C/450°F at 60 minutes.



SECTION A-A

PROJECT:			
ARCHITECT:			
CONTRACTOR:			
QTY:			
PART#:			
<p>9300 73rd Avenue North, Minneapolis, MN 55428</p>		TITLE:	
NAME	DATE	SIZE	DWG. NO.
DRAWN		A	
RELEASED			
			REV -
			SHEET 1

PROPRIETARY AND CONFIDENTIAL: THE INFORMATION CONTAINED IN THIS DRAWING IS THE SOLE PROPERTY OF BABCOCK-DAVIS. ANY REPRODUCTION IN PART OR AS A WHOLE WITHOUT THE WRITTEN PERMISSION OF BABCOCK-DAVIS IS PROHIBITED.

OPTIONS: * - DENOTES ADDITIONAL COST.

- * - OPTIONAL MATERIAL - 304 STAINLESS STEEL WITH A NO. 4 POLISHED FINISH ON THE EXTERIOR SURFACE c/w CONTINUOUS PIANO HINGE.
- * - CONTINUOUS PIANO HINGE.
- * - MASONRY ANCHORS ATTACHED.
- ALLEN KEY
- RAISED KNURLED KNOB.
- * - NON-LOCKING HANDLE.
- * - 1 1/8" MORTISE PREP ONLY.
- * - 1 1/8" MORTISE PREP COMPLETE WITH MORTISE CYLINDER.


STANDARD SIZES

single leaf construction for walls & ceilings.

Qty	Rough Opening Size W x H		No. of Latches/ Locks	Weight In kgs.	Weight In lbs.
	Metric (mm)	Inches			
	610 x 1219	24 x 48	2	24.94	55.00
■	762 x 762	30 x 30	1	19.50	43.00
■	762 x 914	30 x 36	2	23.13	51.00
	762 x 1219	30 x 48	2	29.93	66.00
	813 x 813	32 x 32	2	22.22	49.00
■	914 x 914	36 x 36	2	27.21	60.00

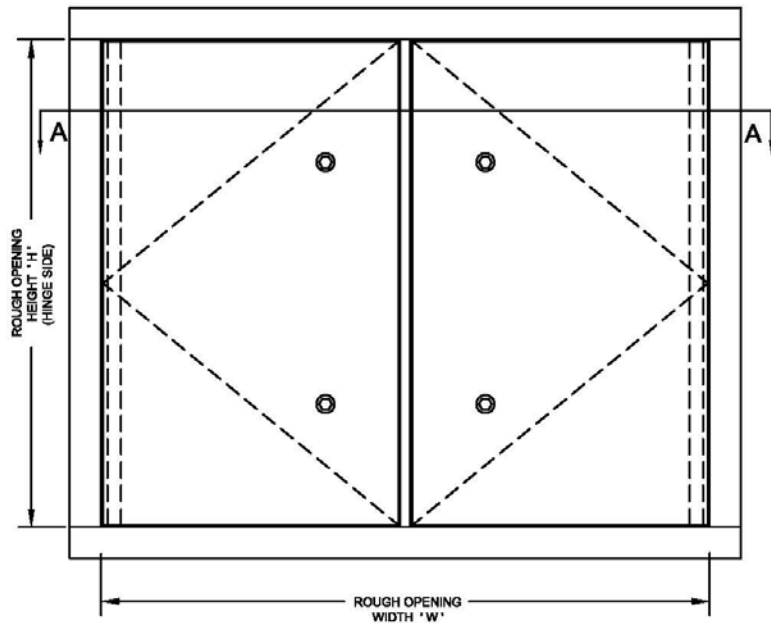
single leaf construction for walls only.

	914 x 1219	36 x 48	2	34.92	77.00
	914 x 1524	36 x 60	2	43.99	97.00
	1016 x 1016	40 x 40	2	32.65	72.00
	1016 x 1219	40 x 48	2	38.10	84.00
	1016 x 1524	40 x 60	2	47.62	105.00
	1219 x 1219	48 x 48	2	44.45	98.00
	1219 x 1524	48 x 60	2	55.33	122.00



Net Opening = Width minus 77mm [3"]
Height minus 39mm [1 1/2"]

PART#:			TITLE:		
 9300 73rd Avenue North, Minneapolis, MN 55428			DWG. NO.		REV
			NAME	DATE	SIZE
DRAWN			A		
RELEASED					SHEET 2



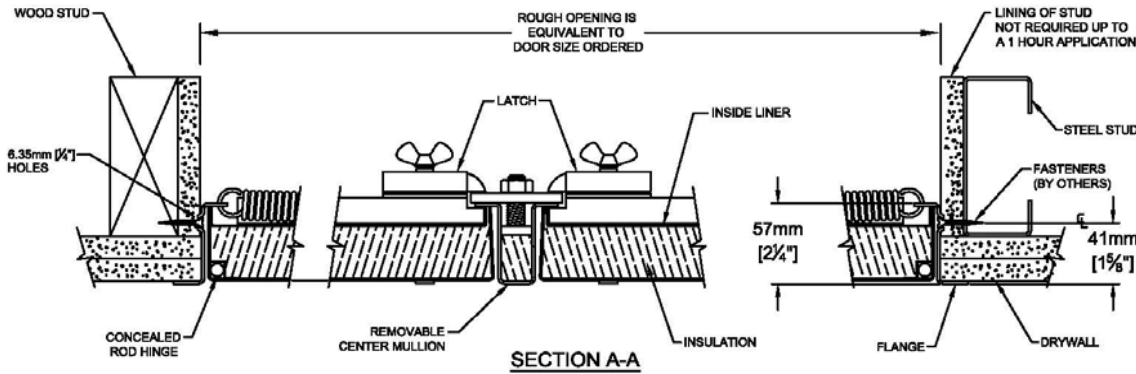
STANDARD CONSTRUCTION:

- MATERIAL** - SATIN FINISH GALVANIZED (GALVANNEALED) STEEL.
- PANEL** - 1.31mm [18 ga.], SELF CLOSING.
- LINER** - 0.85mm [22ga.]
- FRAME** - 1.61mm [16 ga.] UP TO AND INCLUDING 762mm x 1219mm [30" x 48"]; LARGER SIZES 1.99mm [14ga.]
- FLANGE** - EXTERIOR FLANGE WIDTH 22mm [$\frac{7}{8}$ "] UP TO AND INCLUDING 914mm x 914mm [36" x 36"]; LARGER SIZES 32mm [1 $\frac{1}{4}$ "].
- HINGE** - CONTINUOUS ROD HINGE. PIANO HINGE STANDARD ON PANELS EXCEEDING 1219mm [48"] IN A WALL POSITION.
- LATCH** - $\frac{1}{2}$ " ALLEN KEY, WITH INTERIOR RELEASE.
- INSULATION** - 38mm [1 $\frac{1}{2}$ "] HIGH TEMPERATURE.
- FINISH** - RUST INHIBITIVE PRIME COAT (OFF-WHITE).



FRD D wall and ceiling fire-rated panels are manufactured under the factory inspection service of Intertek (Warnock Hersey) and have a label reading: "Listed access frame and insulated fire door assembly 2 hour fire rating. Vertical and Horizontal Installation."

Temperature rise maximum 139°C/ 250°F at 30 minutes, 250°C/450°F at 60 minutes.



PROPRIETARY AND CONFIDENTIAL: THE INFORMATION CONTAINED IN THIS DRAWING IS THE SOLE PROPERTY OF BABCOCK-DAVIS. ANY REPRODUCTION IN PART OR AS A WHOLE WITHOUT THE WRITTEN PERMISSION OF BABCOCK-DAVIS IS PROHIBITED.

PROJECT:			
ARCHITECT:			
CONTRACTOR:			
QTY:			
PART#:			
 9300 73rd Avenue North Brooklyn Park, MN 55428		TITLE:	
NAME	DATE	SIZE	DWG. NO.
DRAWN		A	
RELEASED			
			REV -
			SHEET 1

OPTIONS: * - DENOTES ADDITIONAL COST.

- * - OPTIONAL MATERIAL - 304 STAINLESS STEEL WITH A NO. 4 POLISHED FINISH ON THE EXTERIOR SURFACE, c/w CONTINUOUS PIANO HINGE.
- * - CONTINUOUS PIANO HINGE. (ON PANEL LESS THAN 1219mm [48"].)
- ALLEN KEY.
- RAISED KNURLED KNOB.
- * - NON-LOCKING HANDLE.
- * - 1½" MORTISE PREP ONLY.
- * - 1½" MORTISE PREP COMPLETE WITH MORTISE CYLINDER.

STANDARD SIZES

Double leaf construction for walls and ceilings.

Qty	Rough Opening Size W x H		No. of Latches/Locks	Weight In kgs.	Weight In lbs.
	Metric (mm)	Inches			
	1524 x 610	60 x 24	2	35.38	78.00
	1524 x 762	60 x 30	2	40.82	90.00
	914 x 1219	36 x 48	2	38.55	85.00
	1219 x 914	48 x 36	2	38.10	84.00
	1524 x 914	60 x 36	4	47.62	105.00
	1016 x 1016	40 x 40	2	35.83	79.00
	1016 x 1219	40 x 48	4	42.18	93.00
	1219 x 1016	48 x 40	4	42.63	94.00
	1524 x 1016	60 x 40	4	51.71	114.00
	1219 x 1219	48 x 48	4	48.53	107.00
	1524 x 1219	60 x 48	4	61.23	135.00

STANDARD SIZES

Double leaf construction for walls only.

Qty	Rough Opening Size W x H		No. of Latches/Locks	Weight In kgs.	Weight In lbs.
	Metric (mm)	Inches			
	610 x 1524	24 x 60	4	33.58	74.00
	914 x 1524	36 x 60	4	50.34	111.00
	1016 x 1524	40 x 60	4	54.43	120.00
	1219 x 1524	48 x 60	4	63.50	140.00



Net Opening = Width minus 153mm [6"]
Height minus 39mm [1½"]

PART#:			TITLE:		
 9300 73rd Avenue North Brooklyn Park, MN 55428			DWG. NO.		
DRAWN			A		-
RELEASED					