

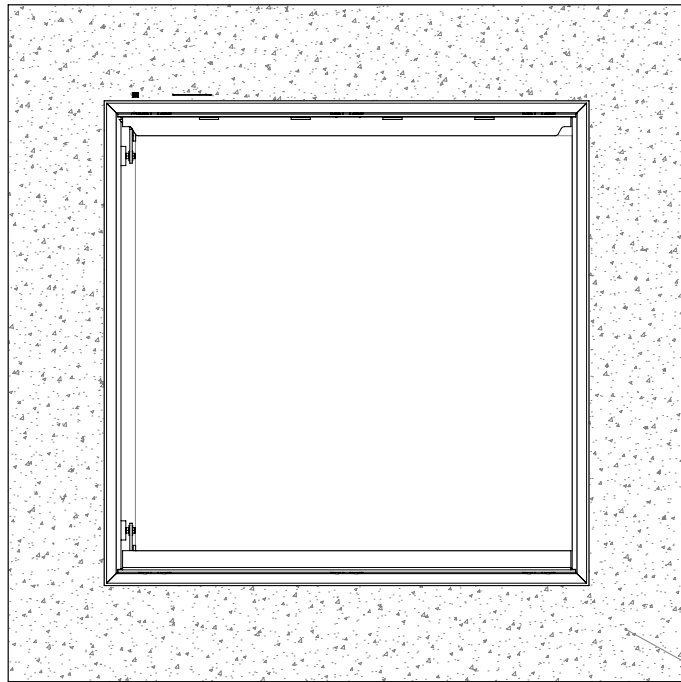
SPECIFICATIONS:

- ① **DOOR:** ALUMINUM, 1/4" DIAMOND PLATE, MILL FINISH WITH A LIVE LOAD OF 300 PSF WITH A MAX SPAN DEFLECTION OF L/150
- ② **FRAME:** ALUMINUM, 1/4" EXTRUSION, MILL FINISH
- ③ **HINGES:** TYPE 316 STAINLESS STEEL
- ④ **SLAM LATCH:** TYPE 316 STAINLESS STEEL WITH INSIDE LEVER HANDLE AND OUTSIDE REMOVABLE 5/16" SQUARE L HANDLE
- ⑤ **COUNTER-BALANCE SPRING:** ENCLOSED, TYPE 17-7 SST SPRING
- ⑥ **HOLD-OPEN ARM:** TYPE 316 STAINLESS STEEL WITH RED VINYL GRIP HANDLE
- ⑦ **ANCHOR:** 3/8" HOLES PROVIDED FOR BOLTING IN ON SITE, ANCHORS PROVIDED BY OTHERS
- ⑧ **GASKET:** EPDM

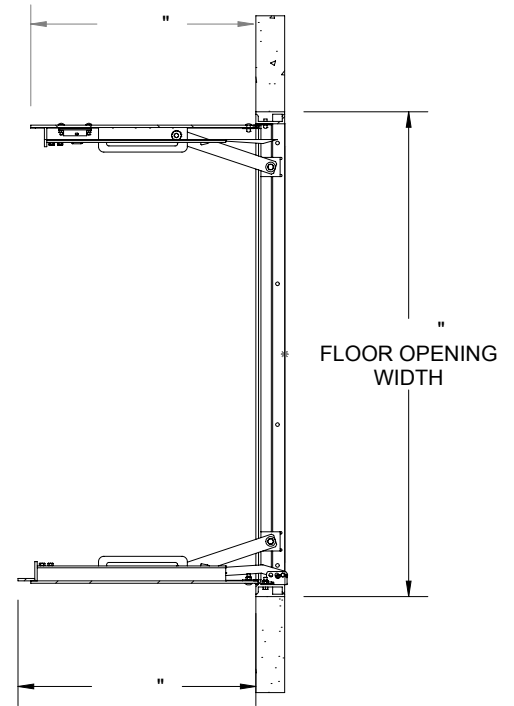
FLOOR DOOR SIZE:

PROJECT:			
ARCHITECT:			
CONTRACTOR:			
QTY:			
PART#:			
 9300 73rd Avenue North Brooklyn Parke, MN 55428		TITLE: Floor Door, Drainable Series, Dbl Dr, 316 SST Hdw, Alum, Mill, Pedestrian, Bolt-In, Slam Latch Removbl L Hdl	
		NAME DATE SIZE DWG. NO. REV DRAWN BES 10/09/18 A Babcock FD BFDNPA_X_DFL-BI Shp A RELEASED TR 10/09/18 WEIGHT: LB SHEET 1 OF 2	

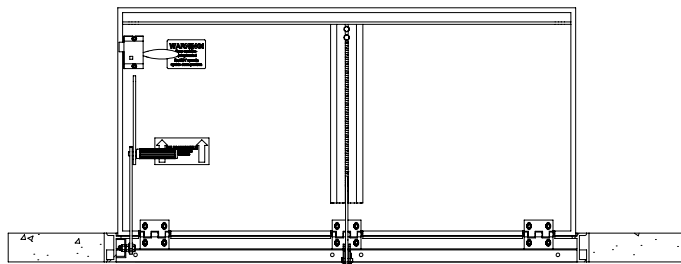
PROPRIETARY AND CONFIDENTIAL: THE INFORMATION CONTAINED IN THIS DRAWING IS THE SOLE PROPERTY OF BABCOCK DAVIS. ANY REPRODUCTION IN PART OR AS A WHOLE WITHOUT THE WRITTEN PERMISSION OF BABCOCK DAVIS IS PROHIBITED. THIS SHOP DRAWING MAY NOT BE AN ACTUAL REPRESENTATION OF THE FINAL PRODUCT.



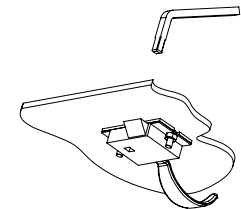
CONCRETE



FLOOR OPENING WIDTH



FLOOR OPENING LENGTH



SLAM LATCH DETAIL



9300 73rd Avenue North
Brooklyn Park, MN 55428

TITLE: Floor Door, Drainable Series,
Dbl Dr, 316 SST Hdw,
Alum, Mill, Pedestrian, Bolt-In, Slam Latch
Removbl L Hdl

	NAME	DATE	SIZE	DWG. NO.	REV
DRAWN	BES	10/09/18	A	Babcock FD BFDNPA_X_DFL-BI Shp	A
RELEASED	TR	10/09/18	WEIGHT: LB		SHEET 2 OF 2

PROPRIETARY AND CONFIDENTIAL: THE INFORMATION CONTAINED IN THIS DRAWING IS THE SOLE PROPERTY OF BABCOCK DAVIS. ANY REPRODUCTION IN PART OR AS A WHOLE WITHOUT THE WRITTEN PERMISSION OF BABCOCK DAVIS IS PROHIBITED. THIS SHOP DRAWING MAY NOT BE AN ACTUAL REPRESENTATION OF THE FINAL PRODUCT.