

**SPECIFICATIONS:**

- ① **COVER:** 11GA (.090)ALUMINUM, STIFFENED TO WITHSTAND A LIVE LOAD OF 40PSF WITH A MAX DEFLECTION OF 1/150 OF THE SPAN.
- ② **CURB:** 11GA (.090)ALUMINUM CURB COUNTERFLASH WITH EZ TABS.
- ③ **FINISH:** MILL
- ④ **INSULATION:** 1" POLYISO R-6 (5.6 LTR)IN CURB,  
1" POLYSTYRENE R-4 (3.8 LTR)IN COVER.
- ⑤ **GASKET:** EXTRUDED EPDM RUBBER ADHESIVE BACKED GASKET SEAL CONTINUOUS AROUND COVER.
- ⑥ **SPRING:** GAS SPRING WITH DAMPER FOR SMOOTH, CONTROLLED, COUNTERBALANCED LIFT ASSISTANCE.
- ⑦ **HINGE:** PINTLE HINGE WITH STAINLESS STEEL HINGE PINS.
- ⑧ **HOLD OPEN ARM:** ZINC PLATED STEEL AUTOMATIC HOLD OPEN ARM LOCKS COVER IN FULLY OPEN POSITION WITH RED POLYPROPYLENE GRIP HANDLE PULL RELEASE.

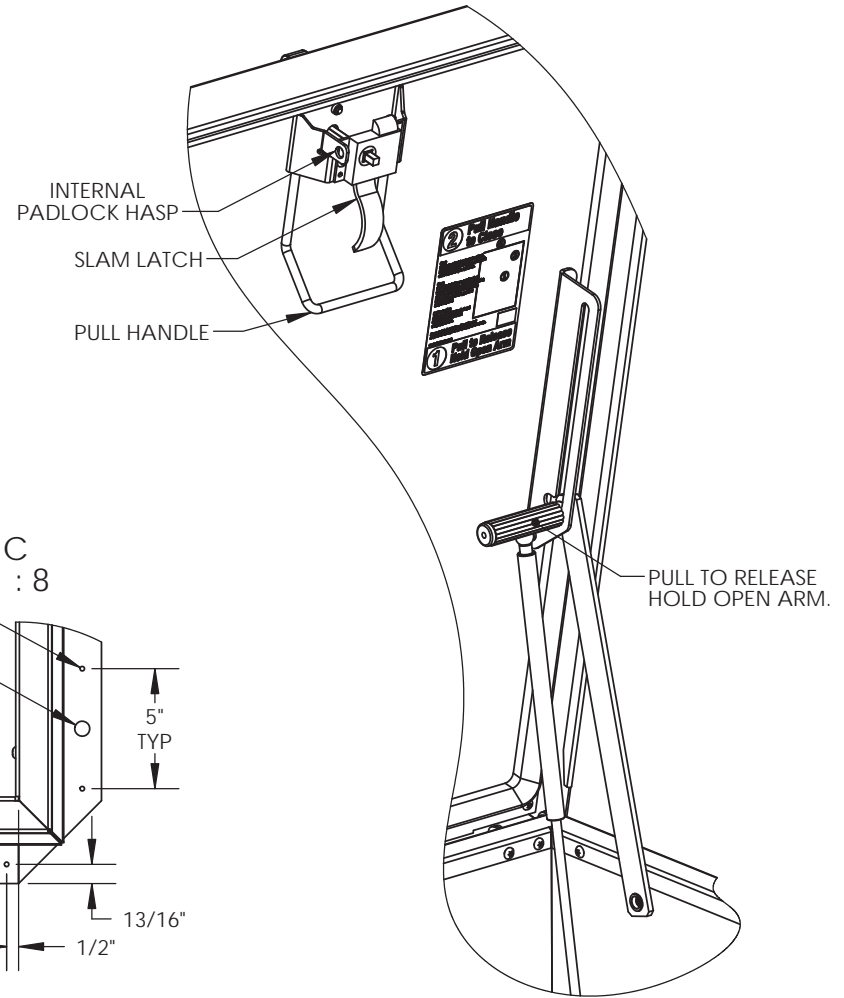
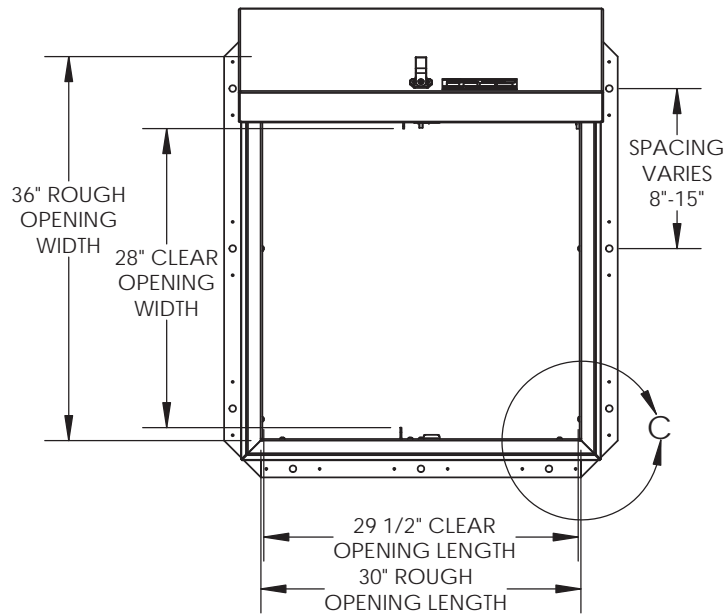
- ⑨ **LATCH:** ZINC PLATED STEEL SLAM LATCH, HOLDS COVER CLOSED AGAINST 20PSF WIND UPLIFT, INTERIOR AND EXTERIOR TURN HANDLES WITH PADLOCK HASPS.
- ⑩ **PULL HANDLE:** INTERIOR PULL DOWN HANDLE, SAFETY YELLOW POWDER COAT

**NOTES:**  
 -WHEN INSTALLING ON A PITCHED ROOF UP TO 7:12, THE HINGE SIDE(LENGTH)MUST BE PARALLEL TO THE SLOPE.  
 - WIDTH X LENGTH DIMENSIONS ARE MEASURED INSIDE CURB TO INSIDE CURB. THE WIDTH IS HINGE TO LATCH AND LENGTH IS HINGED SIDE.

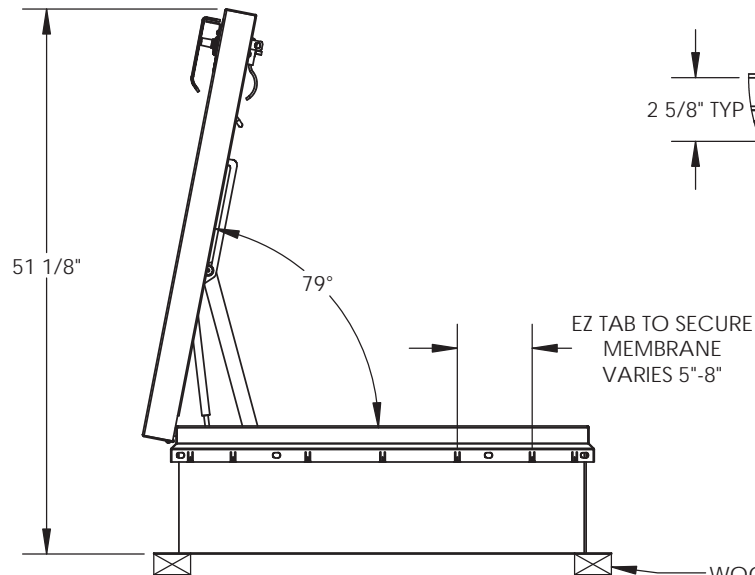
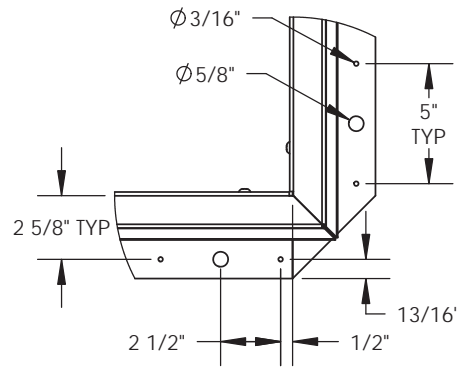
**ROOF HATCH SIZE** 36" (WIDTH) x 30" (LENGTH)  
**CLEAR OPENING** 28"(WIDTH) x 29 1/2" (LENGTH)  
**ROUGH OPENING** 36" (WIDTH) x 30" (LENGTH)

PROPRIETARY AND CONFIDENTIAL: THE INFORMATION CONTAINED IN THIS DRAWING IS THE SOLE PROPERTY OF BABCOCK-DAVIS. ANY REPRODUCTION IN PART OR AS A WHOLE WITHOUT THE WRITTEN PERMISSION OF BABCOCK-DAVIS IS PROHIBITED.

PROJECT:			
ARCHITECT:			
CONTRACTOR:			
QTY:			
PART:		BA3630	
		TITLE: BRHUA36X30S1T Roof Hatch	
		Personnel II, 36x30, S Dr, Alum, Mill, Sngl Wall Curb	
9300 73rd Avenue North Brooklyn Park, MN 55428			
NAME	DATE	SIZE	DWG. NO.
SGS	04/01/15	A	BA3630
RELEASED	IMT	04/01/15	WEIGHT: 63 lbs
			REV -
			SHEET 1 OF 2



DETAIL C  
SCALE 1 : 8



WOOD, CONCRETE, OTHER MATERIAL FOR MOUNTING BY OTHERS (NIC)

			TITLE: BRHUA36X30S1T Roof Hatch Personnel II, 36x30, S Dr, Alum, Mill, Sngl Wall Curb		
9300 73rd Avenue North Brooklyn Park, MN 55428			SIZE: A	DWG. NO. BA3630	REV: -
DRAWN: SGS	DATE: 04/01/15	RELEASED: IMT	NAME: IMT	WEIGHT: 63 lbs	SHEET 2 OF 2